DEREIKE

Side channel blower

Looking for distributors all over the world~



# 东莞市德瑞科智能机电设备有限公司

DongGuan Dereike Intelligent M&E Equipment Co.,Ltd


**东莞市德瑞科智能机电设备有限公司**

DongGuan Dereike Intelligent M&E Equipment Co.,Ltd

东莞市道滘镇蔡白村蔡白三街3号2号楼2-3层

Floor 2-3,Building 2,CaiBai Street 3,
CaiBai Village,Daojiao Town,Dongguan City

Cell: 0086 13826960346

Tel：0086-769 2688 0032

E-mail:Melinda@dereike.com

Website: www.dereike.com



DEREIKE

Side channel blower





# 目录
# Contents


公司简介 Company Profile..... 1–4P

高压风机介绍 Side channel blower introduction..... 5–10P

H系列参数选型 H series Parameter Selection..... 11–30P

T系列参数选型 T series Parameter Selection..... 31–38P

安装尺寸图 Installation Dimension Drawing..... 39-49 P

3NB系列 3NB Series..... 50-59 P

风机配件 Blower accessories..... 60 P

应用案例 Applications..... 61-62 P

特殊机型 Special models..... 63-64 P




# 关于我们

# ABOUT US

德能科致力于高压风机的研发、设计，生产，销售为一体的综合企业，为客户提供定制化服务。德能科产品以卓越的品质及优质的服务赢得了广泛的行业客户的认可。目前，产品远销德国，意大利，西班牙，美国，加拿大，巴西等欧美国家，以及马来西亚，新加坡，印尼，越南，泰国，阿联酋等国家，和全球多家知名企业建立了战略伙伴合作关系！

德能科高压风机应用广泛，主要用于：环保水处理、中央集尘环境保护、自动上料机、液体消某机、粉末消某机、食品、包某、消某、玻璃制品、切纸机、燃烧除氧机、卷机造唯成型机、木工机械、性肥发酵、沼气输送，粉粒体输送机等多个行业。

德能科不仅是标准组件的供应商，我们还专门为客户问题号战解决方案。我们设计和开发完整的系统和产品装置。德能科人以诚信为宗，开拓创新、合作共赢的精神，与上下游合作伙伴，共同提升行业品质，建立严格的质量监管体系。持续研发高效、节能型产品，扩大高压风机在工业智能化4.0中的应用领域。

德能科产品的每一个部件，都是经过严密的检测，我们有德国进口三坐标检测仪，日本MAZAK车床自动化精密加工和铝合金铸机，动平衡检测仪，电机综合测试仪，风机综合性能测试系统测试，我们确保每一台风机出厂前都100%检测，使其每台的运行得到完美的品质保证！

“德行至尚，大道至简”德能科将为您提供最优质的产品和服务！

Dereike is committed to the R&D, design, production and sales of side channel blowers, which also providing customized services. With excellent quality and service, all Dereike products have won high reputations from a wide range of industry customers.At present, the Dereike products are exported to Europe and American countries, like Germany, Italy, Spain, USA, Canada, Brazil, also Malaysia, Singapore, Indonesia, Vietnam, Thailand, India, Russia, UAE., etc., and have established strategic partnerships with many well-known enterprises all over the world.

Dereike side channel blower are widely used in: water treatment, central dust collection and environmental protection, automatic feeders, liquid filling machines, powder filling machines, food, packaging, filling, glass products, paper cutters , combustion oxygen reduction machine, coil filter molding machine, woodworking machinery, compost fermentation, biogas delivery, powder and granule conveyor and other industries.

Dereike is not just a supplier of standard components, but also specialized in finding solution for customers problems as well. We design and develop complete systems and installations with our products.With the spirit of honesty, innovation, cooperation, the Dereike people work together with partners to improve the quality of the industry and establish a strict quality supervision system. Continuously R&D high-efficiency and energy-saving new products, and expand the application fields of side channel blower in industrial intelligence 4.0.

Each part of Dereike products is strict detected by Germany three coordinated detector, Japan MAZAK Lathe precision processing and aluminum alloy die-casting automatic machines. Dereike products also strictly following the comprehensive test instrument and impeller dynamic balance testing, motor performance test, and blower intact pipe system test, we ensure each blower 100% tested before shipment and perfect match your device~

“Virtue as priority, Avenue to Jane” Dereike will provide you with quality products and best services!




# 德瑞科文化

# DEREIKE CULTURE

企业文化：

企业使命：降低客户成本，提升服务附加价值！

企业愿景：成为一流的真空自动化解决方案供应商！

企业价值观：客户至上，简单高效，科技创新，追求卓越，团结一致！

企业格言：德行至尚，大道至简。

Company Culture:

Mission: Reduce customer costs and increase service added value!

Vision: To making us as first-class vacuum automation solution provider!

Values: Customer first, simple and efficient, technical innovation, pursuit of excellence, and team work!

Motto: "Virtue as priority, Avenue to Jane"

# 我们服务 SERVICE

15年多行业真空处理经验
More than 15 years of vacuum industry experiences

德瑞科拥有众多行业成功案例，能够高效处理各个行业真空处理需求，并且免费提供技术指导；

Dereike has many success experiences that can satisfy the vacuum processing needs in various industries, and providing free technical guide;

快捷售后处理，不误货期
Fast after-sales processing, no delay in delivery

德瑞科在全球设置各个服务网点，并且拥有众多代理商，配置多条生产线，确保每个客户货期不误延。

Dereike has the service center and distributors all around the world, strong production line to satisfy the fast lead time requirement.





专业：技术人员经验丰富，专业知识扎实，精通产品及行业。
Professional: Excellent technical skills, and professional knowledge on products and applications;

及时：快速响应，售后精准修，24小时内提供解决方案；
In time: Respond quickly, in case of failure to repair, provide solutions within 24 hours;

责任心：德瑞科承诺18个月免费保修，终身维护；
Responsibility: Dereike promises 18 months free warranty time and a lifetime maintenance;

专业（Profession）/ 及时（In time）/ 责任心（Responsibility）





# 产品
# Product

























| 编号 | 部件名称 | 编号 | 部件名称 | 编号 | 部件名称 | 编号 | 部件名称 |
|---|---|---|---|---|---|---|---|
| Number | Part name | Number | Part name | Number | Part name | Number | Part name |
| 001 | 泵盖中心螺丝 Screw | 013 | 泵体 Pump casing | 025 | 后盖螺丝 Screw | 037 | 底板 Mounting plate |
| 002 | 泵盖边丝 Screw | 014 | 吊环 Hand ring | 026 | 风叶 Fan | 038 | 弹簧垫 Lock washer |
| 003 | 泵盖 Pump cover | 015 | 油封 Oil seal | 027 | 卡簧 Circlip | 039 | 底板螺丝 Screw |
| 004 | 固定座螺丝 Screw | 016 | 接线盒盖螺丝 Screw | 028 | 风罩螺丝 Screw | 040 | 底板平垫 Washer |
| 005 | 固定座垫片 Gasket | 017 | 接线盒盖 Ternimal box cover | 029 | 风罩 Fan cover | 041 | 底板弹簧垫 Lock washer |
| 006 | 固定座压板 Fix plate | 018 | 接线盒盖皮垫 Leather gasket | 030 | 消音筒纸垫 Paper pad | 042 | 底板螺杆 Screw |
| 007 | 轴承 Bearing | 019 | 键销 Flat key | 031 | 消音筒网片 Mesh enclosure | | |
| 008 | 轴承座 Bearing base | 020 | 电机 Motor | 032 | 消音筒海绵 Soundproof sponge | | |

## 型号说明 Model Introduction

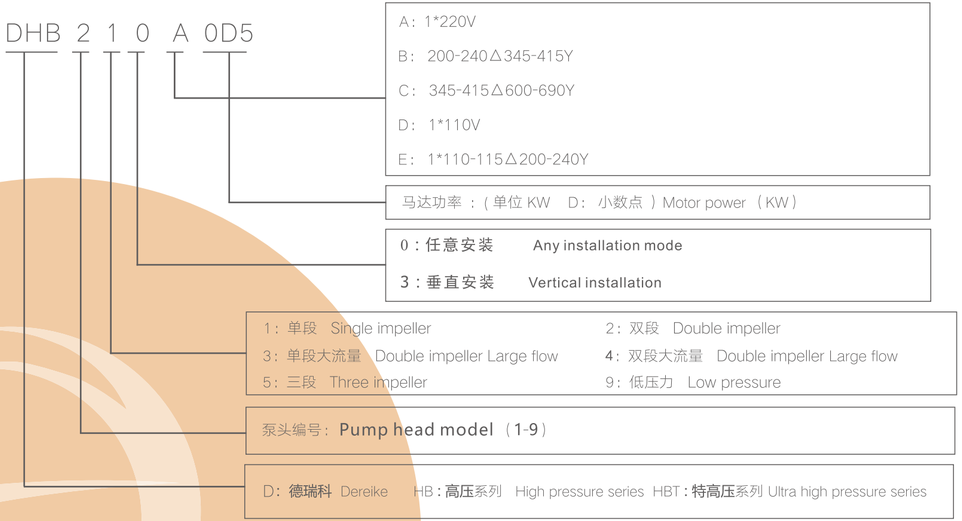


同时，针对性的提供全系列的密封性风机，防爆风机，多动式风机以及其他特殊定制型风机；

Meantime, we are providing the full range of sealed blower, explosion proof blower, belt drive blower,and other special customized blowers;

### ● 绝对压力 Absolute pressure

绝对压力是以理想真空（绝压为零）为基准而得到的测量值。所以绝压是比参考值大 / Absolute pressure in vacuum (absolute pressure is zero) as the reference and the measured values obtained. So the pressure is greater than the reference value

### ● 表压 Gauge pressure

表压是指高于标准大气压力的测量值。即以标准大气为基准，因此实际测量值总是比基准值大/ Gauge pressure is that measurement is higher than the standard atmospheric pressure value. The standard atmosphere for reference, so the actual measured value is larger than the reference value

### ● 真空度 Vacuum degree

真空度是指低于标准大气压力的测量值。测量基准仍为标准大气压，所以实际测量值小 / Vacuum degree is a measurement of atmospheric pressure below standard. The measurement datum is still the standard of atmospheric pressure, so the actual measurement value is small.

### ● 换算表 Conversion table

风 量 Air Volume

| 初始单位 | 换算因子 | 目标单位 |
|---|---|---|
| The initial unit | Multiply by | Target unit |
| l/min | 0.06 | $m^3/h$ |
| gal/min | 0.227 | $m^3/h$ |
| $ft^3/min(cfm)$ | 1.699 | $m^3/h$ |
| $m^3/h$ | 16.667 | l/min |
| $m^3/h$ | 4.403 | gal/min |
| $m^3/h$ | 0.588 | $ft^3/min(cfm)$ |

压 力 Pressure

| 初始单位 | 换算因子 | 目标单位 |
|---|---|---|
| The initial unit | Multiply by | Target unit |
| Pa | 0.01 | mbar |
| hpa | 1.0 | mbar |
| kpa | 10.0 | mbar |
| mmH2O(mmAq) | 0.098 | mbar |
| mH2O | 98.07 | mbar |
| at | 980.7 | mbar |
| inchH2O | 2.491 | mbar |
| PSIlpdf/in2 | 68.948 | mbar |

# 产品优势

## Product Advantage

- 100% 无油无水压缩，所有真空泵电机均为IP55防护等级，H级绝缘；
- 双频（50/60HZ）以及宽电压设计，能满足几乎全球所有地区的电压等级；
- 风机采用PROE,UG,CAD等电脑辅助设计软件和运动模拟仿真演示；
- 采用全密封深轴套滚珠轴承（SKF或者NSK），为自润滑，不需要添加额外的润滑剂，泵体可耐高温到180摄氏度；
- 性能稳定，曲线平稳，可连续运行高达20000小时以上；
- 风机泵体和电机侧面设计了散热片，由电机散热风扇提供冷却，确保风机的安全运行；
- 风机泵体以及叶轮采用高强度ADC12铝合金整体压铸成型，兼顾了机械强度，耐久性，低噪音，体积小，精致美观的特点；
- IE2/IE3 系列风机可选，更高效节能，成为各行各业的首选，尤其以环保行业为首；
- 100% Oil-free and Water-free, all pump motors are IP55 protection grade, Class H insulation;
- Dual-frequency(50/60HZ) and wide voltage design to meet voltage levels in almost all regions of the world;
- The product is designed by software such as PROE, UG, CAD and motion simulation demonstration;
- Adapted by full sealed deep-sleeve ball bearing (SKF or NSK), self-lubricating, no need to add extra lubricant, pump body can anti high-temperature to 180℃;
- Stable operating, smooth performance curve, which can working 20000hours continuously;
- The heat sink design on the side of the pump body and the motor, and the cooling fan of the motor provides cooling to ensure the blower safely operation;
- The pump body and impeller are made of ADC12 aluminum alloy, which has the characteristics of strength, durability, low noise, smart size, and delicate appearance.
- IE2/IE3 series of blower are available, which is more efficient and energy-saving, it's the best choice in various of applications, especially the environmental protection industry;



## 高压风机工作原理　Side Channel Blower Working Principle

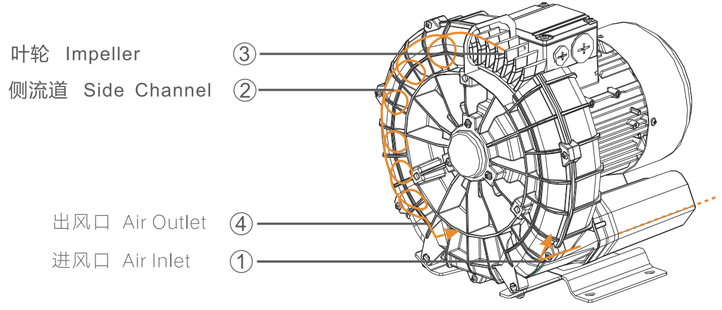


气环泵叶轮直接安装在电机转子上，是完全地无接触压缩。由于泵轴安装在压缩腔外，所以即便工作在最大的压差下，也能确保机械的最大工作可靠性。气体由吸气口1吸入，但它进入侧通道2以后，旋转叶轮3在旋转方向上给气体一个速度同时叶片上离心力使气体向外加速且压力增加。随着旋转的进行，气体的动能增加，使的沿侧通道的气体压力进一步增加。随着侧通道在出口变窄，气体被挤出叶片并通过出口消声器4排出泵体。

The impellers are mounted directly on the motor shaft for noncontact compression entirely without friction.Maximum operational reliability, even at high differential is ensured by the arrangement of the bearings outside the compression chamber.The gas it taken in though the inlet1.As it enters the side channel 2,the rotating impeller 3 imparts velocity to the gas in the direction of rotation.Centrifugal force in the impeller blades accelerates the gas outward and the pressure increase .Every rotation adds kinetic energy.Resulting in the further increase of the pressure along the side channel .The side channel narrow at the rotor,sweeping the gas off the impeller blades and discharging it though the outlet silencer 4 where it exits the side channel blower.

## DHB 1AC H系列/DHB 1AC H Series

旋涡式气泵在真空和压力操作的选型和订购参数。
Selection and ordering data for side channel blowers in vacuum and pressure operation.

单相电机
Single-phase current

| 型号 Order Model | 马达 MOTOR | | | | 重量 weight | 噪音 Sound level | 最大流量 Maximum airflow | 最高真空 Maximum vacuum | 最高压力 Maximum pressure | 过滤器 Air fliter |
|---|---|---|---|---|---|---|---|---|---|---|
| DHB 1AC | Frequency | 额定 Rated | | | | | | | | 释压阀 Vacuum relief valve |
| | | 输出功率 output | 电压 voltage | 电流 current | | | | | | |
| | HZ | KW | V | A | KG | dB(A) | m³/h | mbar | mbar | |
| · DHB 210A D37 | 50 | 0.37 | 230 | 2.7 | 11 | 53 | 80 | -110 | 110 | DAF-10 |
| | 60 | 0.45 | 230 | 3.0 | | 56 | 96 | -130 | 140 | RV-01 |
| · DHB 230A D37 | 50 | 0.37 | 230 | 2.7 | 11 | 54 | 100 | -110 | 110 | DAF-10 |
| | 60 | 0.45 | 230 | 3.0 | | 57 | 120 | -130 | 140 | RV-01 |
| · DHB 310A D55 | 50 | 0.55 | 230 | 3.7 | 13 | 55 | 100 | -120 | 120 | DAF-10 |
| | 60 | 0.62 | 230 | 4.5 | | 57 | 120 | -130 | 150 | RV-01 |
| · DHB 310A D70 | 50 | 0.7 | 230 | 4.8 | 14 | 55 | 100 | -150 | 150 | DAF-10 |
| | 60 | 0.8 | 230 | 4.1 | | 57 | 120 | -150 | 160 | RV-01 |
| · DHB 320A 1D1 | 50 | 1.1 | 230 | 7.3 | 17 | 58 | 120 | -240 | 280 | DAF-10 |
| | 60 | 1.3 | 230 | 8.3 | | 60 | 145 | -230 | 260 | RV-01 |
| · DHB 330A D70 | 50 | 0.7 | 230 | 4.8 | 14 | 56 | 145 | -100 | 100 | DAF-10 |
| | 60 | 0.8 | 230 | 4.1 | | 58 | 165 | -110 | 100 | RV-01 |
| · DHB 410A D80 | 50 | 0.8 | 230 | 5.2 | 15 | 63 | 145 | -150 | 160 | DAF-12 |
| | 60 | 0.9 | 230 | 5.8 | | 64 | 175 | -160 | 140 | RV-01 |
| · DHB 410A 1D1 | 50 | 1.1 | 230 | 7.3 | 16 | 63 | 145 | -150 | 190 | DAF-12 |
| | 60 | 1.3 | 230 | 8.3 | | 64 | 175 | -180 | 190 | RV-01 |
| · DHB 420A 1D5 | 50 | 1.5 | 230 | 9 | 26 | 66 | 150 | -280 | 290 | DAF-12 |
| | 60 | 1.75 | 230 | 10 | | 69 | 180 | -250 | 280 | RV-01 |
| · DHB 430A D80 | 50 | 0.8 | 230 | 5.2 | 16 | 64 | 180 | -100 | 110 | DAF-12 |
| | 60 | 0.9 | 230 | 5.8 | | 66 | 210 | -100 | 110 | RV-01 |
| · DHB 430A 1D1 | 50 | 1.1 | 230 | 7.3 | 17 | 64 | 180 | -150 | 140 | DAF-12 |
| | 60 | 1.3 | 230 | 8.3 | | 66 | 210 | -140 | 130 | RV-01 |
| · DHB 510A 1D1 | 50 | 1.1 | 230 | 7.3 | 21 | 64 | 210 | -160 | 160 | DAF-16 |
| | 60 | 1.3 | 230 | 8.3 | | 70 | 255 | -150 | 160 | RV-01 |
| · DHB 510A 1D5 | 50 | 1.5 | 230 | 10.4 | 24 | 64 | 210 | -190 | 200 | DAF-16 |
| | 60 | 1.75 | 230 | 11.2 | | 70 | 255 | -180 | 180 | RV-01 |
| · DHB 530A 1D5 | 50 | 1.5 | 230 | 10.4 | 26 | 65 | 270 | -150 | 140 | DAF-16 |
| | 60 | 1.75 | 230 | 11.2 | | 71 | 330 | -120 | 110 | RV-01 |
| · DHB 710A 2D2 | 50 | 2.2 | 230 | 12.8 | 30 | 72 | 318 | -190 | 190 | DAF-16 |
| | 60 | 2.55 | 230 | 12.8 | | 74 | 376 | -190 | 200 | RV-01 |



## DHB Series Selection diagram 50/60Hz 1AC DHB系列 50/60Hz 选型图表 1AC



下面的压力-流量性能曲线是在抽吸15℃空气，排气压力1013 mbar 的工况下测出的，允许差±10%，吸入空气和环境温度不超过25℃时，仍可达到图示总压差。

The following Pressure-flow performance curve is measured under the condition of suction of 15 °C air and exhaust pressure 1013mbar. The allowable difference is ± 10%. When the inlet air and ambient temperature do not exceed 25 °C, the following diagram can still be achieved.

Vacuum Selection diagram 50HZ——真空选型图表 50HZ

Compressor Selection Diagram 50HZ——压缩选型图表 50HZ

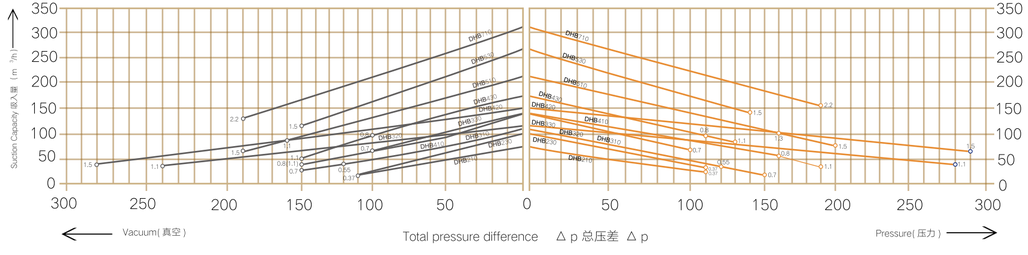


Vacuum Selection diagram 60Hz——真空选型图表 60Hz

Compressor Selection Diagram 60Hz——压缩选型图表 60Hz

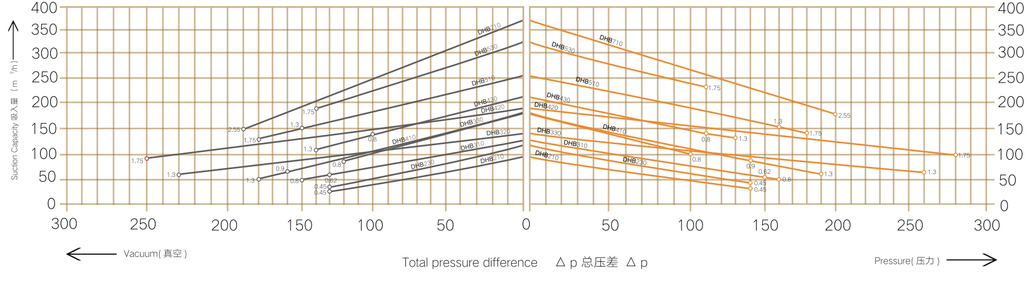

## DHB 1AC H系列/DHB 1AC H Series

旋涡式气泵在真空和压力操作的选型和订购参数。

Selection and ordering data for side channel blowers in vacuum and pressure operation.

单相电机

Single-phase current

| 型号 Order Model | 马 达 MOTOR | | | | 重量 Weight approx | 噪音 Sound level | 最大流量 Maximum airflow | 最高真空 Maximum vacuum | 最高压力 Maximum pressure | 过滤器 Air filter |
|---|---|---|---|---|---|---|---|---|---|---|
| DHB 1AC | Frequency | 额定 Rated | | | | | | | | 释压阀 Vacuum relief valve |
| | | 输出功率 output | 电压 voltage | 电流 current | | | | | | |
| | HZ | KW | V | A | KG | DB(A) | m³/h | mbar | mbar | |
| DHB 210E D37 | 50 | 0.37 | 115/230 | 5.4/2.7 | 11 | 53 | 80 | -110 | 110 | DAF-10 |
| | 60 | 0.45 | 115/230 | 6.0/3.0 | | 56 | 96 | -130 | 140 | RV-01 |
| DHB 230E D37 | 50 | 0.37 | 115/230 | 5.4/2.7 | 11 | 54 | 101 | -110 | 110 | DAF-10 |
| | 60 | 0.45 | 115/230 | 6.0/3.0 | | 57 | 121 | -130 | 140 | RV-01 |
| DHB 410E 1D1 | 50 | 1.1 | 115/230 | 14.6/7.3 | 16 | 63 | 148 | -180 | 190 | DAF-12 |
| | 60 | 1.3 | 115/230 | 16.6/8.3 | | 64 | 190 | -180 | 190 | RV-01 |
| DHB 420E 1D5 | 50 | 1.5 | 115/230 | 22/11 | 27 | 66 | 150 | -250 | 260 | DAF-12 |
| | 60 | 1.75 | 115/230 | 24/12 | | 69 | 190 | -250 | 270 | RV-01 |
| DHB 430E 1D1 | 50 | 1.1 | 115/230 | 14.6/7.3 | 16 | 64 | 180 | -170 | 170 | DAF-12 |
| | 60 | 1.3 | 115/230 | 16.6/8.3 | | 65 | 212 | -180 | 180 | RV-01 |
| DHB 490E 1D1 | 50 | 1.1 | 115/230 | 14.6/7.3 | 17 | 63 | 142 | -110 | 120 | DAF-12 |
| | 60 | 1.3 | 115/230 | 16.6/8.3 | | 64 | 172 | -140 | 140 | RV-01 |
| DHB 510E 1D5 | 50 | 1.5 | 115/230 | 22/11 | 26 | 64 | 210 | -190 | 200 | DAF-16 |
| | 60 | 1.75 | 115/230 | 24/12 | | 70 | 255 | -180 | 180 | RV-01 |
| DHB 530E 1D5 | 50 | 1.5 | 115/230 | 22/11 | 26 | 65 | 270 | -150 | 140 | DAF-16 |
| | 60 | 1.75 | 115/230 | 24/12 | | 71 | 325 | -120 | 110 | RV-01 |



## DHB Series Selection diagram 50/60Hz 1AC DHB系列 50/60Hz 选型图表 1AC



下面的压力-流量性能曲线是在抽吸15℃空气，排气压力1013 mbar 的工况下测出的，允许差 ± 10%，吸入空气和环境温度不超过25℃时，仍可达到图示总压差。

The following Pressure-flow performance curve is measured under the condition of suction of 15 °C air and exhaust pressure 1013mbar. The allowable difference is ± 10%. When the inlet air and ambient temperature do not exceed 25 °C, the following diagram can still be achieved.

Vacuum Selection diagram 50HZ——真空选型图表 50HZ

Compressor Selection Diagram 50HZ——压缩选型图表 50HZ

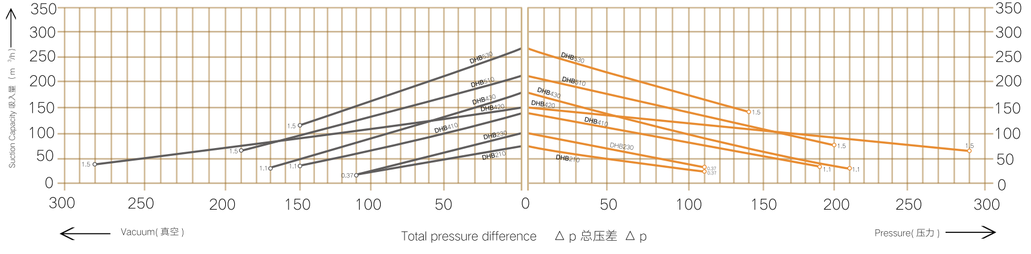


Vacuum Selection diagram 60Hz——真空选型图表 60Hz

Compressor Selection Diagram 60Hz——压缩选型图表 60Hz

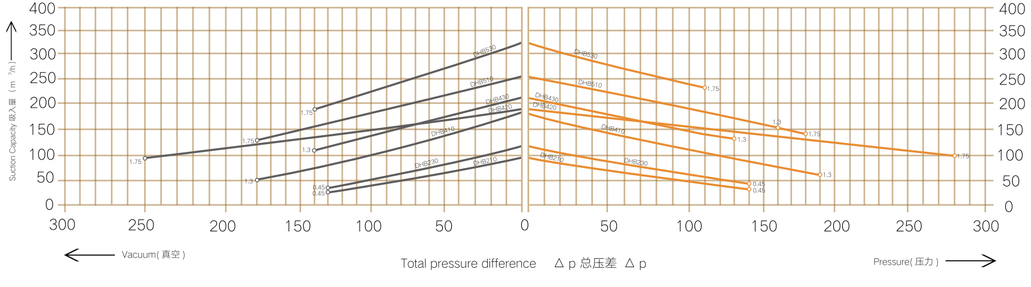

## DHB2 3AC H系列 / DHB2 3AC H Series

旋涡式气泵在真空和压力操作的选型和订购参数。
Selection and ordering data for side channel blowers in vacuum and pressure operation.

| 订购型号 Order Model | 马 达 MOTOR | | | | 重量 Weight approx | 噪音 Sound level | 最大流量 Maximum airflow | 最高真空 Maximum vacuum | 最高压力 Maximum pressure | 过滤器 Air fliter |
|---|---|---|---|---|---|---|---|---|---|---|
| DHB2 3AC | Frequency | 额定 Rated | | | | | | | | 释压阀 Vacuum relief valve |
| | | 输出功率 output | 电压 voltage | 电流 current | | | | | | |
| | HZ | KW | V | A | KG | DB(A) | m³/h | mbar | mbar | |
| · DHB 210B D25 | 50 | 0.25 | 200-240 Δ /345-415 | 2.1 Δ /1.2Y | 9 | 53 | 80 | -100 | 110 | DAF-10 |
| | 60 | 0.29 | 220-275 Δ /380-480 | 2.0 Δ /1.15Y | | 56 | 98 | -110 | 110 | RV-01 |
| · DHB 210B D40 | 50 | 0.4 | 200-240 Δ /345-415 | 2.6 Δ /1.5Y | 10 | 53 | 80 | -120 | 130 | DAF-10 |
| | 60 | 0.5 | 220-275 Δ /380-480 | 2.6 Δ /1.5Y | | 56 | 98 | -150 | 160 | RV-01 |
| · DHB 220B D70 | 50 | 0.7 | 200-240 Δ /345-415 | 3.8 Δ /2.2Y | 15 | 55 | 85 | -210 | 240 | DAF-10 |
| | 60 | 0.83 | 220-275 Δ /380-480 | 3.75 Δ /2.15Y | | 61 | 102 | -250 | 250 | RV-01 |
| · DHB 230B D25 | 50 | 0.25 | 200-240 Δ /345-415 | 2.1 Δ /1.2Y | 10 | 54 | 105 | -80 | 70 | DAF-10 |
| | 60 | 0.29 | 220-275 Δ /380-480 | 1.7 Δ /1.0Y | | 57 | 120 | -90 | 80 | RV-01 |
| · DHB 230B D40 | 50 | 0.4 | 200-240 Δ /345-415 | 2.6 Δ /1.5Y | 11 | 54 | 105 | -120 | 130 | DAF-10 |
| | 60 | 0.5 | 220-275 Δ /380-480 | 2.6 Δ /1.5Y | | 57 | 120 | -150 | 160 | RV-01 |
| · DHB 230B D70 | 50 | 0.7 | 200-240 Δ /345-415 | 3.8 Δ /2.2Y | 12 | 54 | 105 | -120 | 140 | DAF-10 |
| | 60 | 0.83 | 220-275 Δ /380-480 | 3.8 Δ /2.2Y | | 57 | 120 | -160 | 180 | RV-01 |



## DHB2 Series Selection diagram 50/60Hz 3AC DHB2系列 50/60Hz 选型图表 3AC



下面的压力-流量性能曲线是在抽吸15℃空气，排气压力1013 mbar 的工况下测出的，允许差 ±10%，吸入空气和环境温度不超过25℃时，仍可达到图示总压差。

The following Pressure-flow performance curve is measured under the condition of suction of 15 °C air and exhaust pressure 1013mbar. The allowable difference is ±10%. When the inlet air and ambient temperature do not exceed 25 °C, the following diagram can still be achieved.

Vacuum Selection diagram 50HZ——真空选型图表 50HZ

Compressor **Selection** Diagram 50HZ——压缩选型图表 50HZ

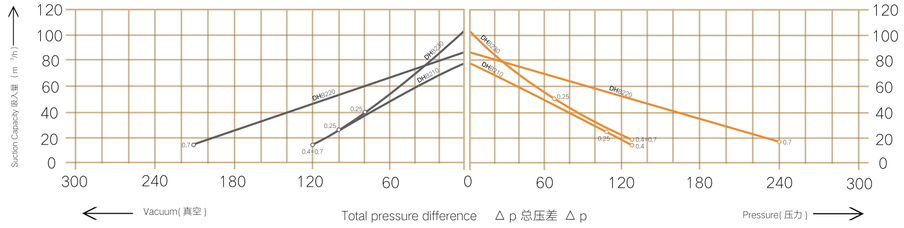


Vacuum Selection diagram 60Hz——真空选型图表 60Hz

Compressor **Selection** Diagram 60Hz——压缩选型图表 60Hz

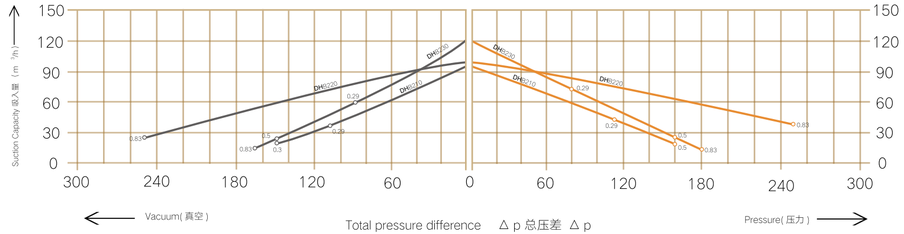

## DHB3 3AC H系列 / DHB3 3AC H Series

旋涡式气泵在真空和压力操作的选型和订购参数。
Selection and ordering data for side channel blowers in vacuum and pressure operation.

| 订购型号 Order Model | 马 达 MOTOR | | | | 重量 | 噪音 | 最大流量 | 最高真空 | 最高压力 | 过滤器 Air fliter |
|---|---|---|---|---|---|---|---|---|---|---|
| DHB3 3AC | Frequency | 额 定 Rated | | | Weight approx | Sound level | Maximum airflow | Maximum vacuum | Maximum pressure | 释压阀 Vacuum relief valve |
| | | 输出功率 output | 电 压 voltage | 电 流 current | | | | | | |
| | HZ | KW | V | A | KG | dB(A) | $m^3/h$ | mbar | mbar | |
| · DHB 310B D55 | 50 | 0.55 | 200-240 Δ /345-415 | 2.8 Δ /1.6Y | 11 | 55 | 100 | -110 | 120 | DAF-10 |
| | 60 | 0.63 | 220-275 Δ /380-480 | 3.0 Δ /1.7Y | | 57 | 120 | -110 | 120 | RV-01 |
| · DHB 310B 070 | 50 | 0.7 | 200-240 Δ /345-415 | 3.8 Δ /2.2Y | 12 | 55 | 100 | -150 | 150 | DAF-10 |
| | 60 | 0.83 | 220-275 Δ /380-480 | 3.8 Δ /2.2Y | | 57 | 120 | -150 | 140 | RV-01 |
| · DHB 320B D85 | 50 | 0.85 | 200-240 Δ /345-415 | 4.2 Δ /2.4Y | 17 | 58 | 110 | -200 | 230 | DAF-10 |
| | 60 | 0.95 | 220-275 Δ /380-480 | 4.0 Δ /2.3Y | | 60 | 130 | -240 | 240 | RV-01 |
| · DHB 320B 1D3 | 50 | 1.3 | 200-240 Δ /345-415 | 5.7 Δ /3.3Y | 18 | 58 | 110 | -280 | 290 | DAF-10 |
| | 60 | 1.5 | 220-275 Δ /380-480 | 6.0 Δ /3.5Y | | 60 | 130 | -300 | 400 | RV-01 |
| · DHB 330B D55 | 50 | 0.55 | 200-240 Δ /345-415 | 2.8 Δ /1.6Y | 12 | 56 | 140 | -60 | 60 | DAF-10 |
| | 60 | 0.63 | 220-275 Δ /380-480 | 3.0 Δ /1.7Y | | 58 | 165 | -50 | 50 | RV-01 |
| · DHB 330B D70 | 50 | 0.7 | 200-240 Δ /345-415 | 3.8 Δ /2.2Y | 13 | 56 | 140 | -100 | 100 | DAF-10 |
| | 60 | 0.83 | 220-275 Δ /380-480 | 3.8 Δ /2.2Y | | 58 | 165 | -115 | 100 | RV-01 |



## DHB3 Series Selection diagram 50/60Hz 3AC DHB3 系列 50/60Hz 选型图表 3AC



下面的压力-流量性能曲线是在抽吸15℃空气，排气压力1013 mbar 的工况下测出的，允许差 ±10%，吸入空气和环境温度不超过25℃时，仍可达到图示总压差。

The following Pressure-flow performance curve is measured under the condition of suction of 15 °C air and exhaust pressure 1013mbar. The allowable difference is ±10%. When the inlet air and ambient temperature do not exceed 25 °C, the following diagram can still be achieved.

Vacuum Selection diagram 50HZ——真空选型图表 50HZ

Compressor Selection Diagram 50HZ——压缩选型图表 50HZ

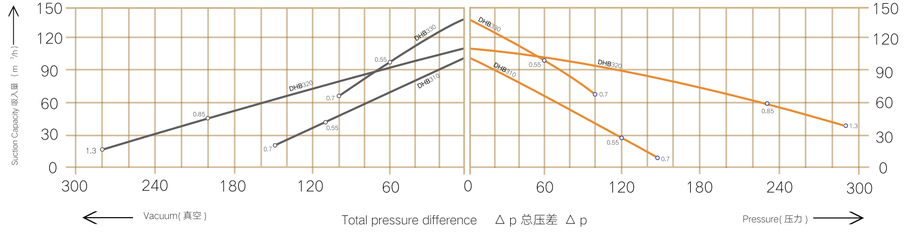


Vacuum Selection diagram 60Hz——真空选型图表 60Hz

Compressor Selection Diagram 60Hz——压缩选型图表 60Hz

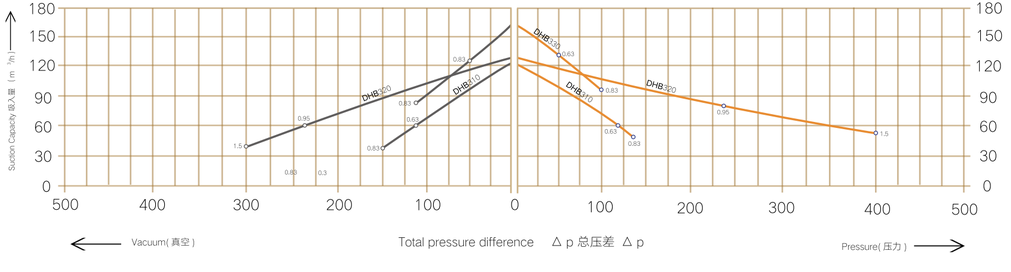

## DHB4 3AC H系列 / DHB4 3AC H Series

旋涡式气泵在真空和压力操作的选型和订购参数。
Selection and ordering data for side channel blowers in vacuum and pressure operation.

| 订购型号 Order Model | 马 达 MOTOR | | | | 重量 Weight approx | 噪音 Sound level | 最大流量 Maximum airflow | 最高真空 Maximum vacuum | 最高压力 Maximum pressure | 过滤器 Air fliter |
|---|---|---|---|---|---|---|---|---|---|---|
| DHB4 3AC | Frequency | 额 定 Rated | | | | | | | | 释压阀 Vacuum relief valve |
| | | 输出功率 output | 电 压 voltage | 电 流 current | | | | | | |
| | HZ | KW | V | A | KG | dB(A) | m³/h | mbar | mbar | |
| • DHB 410B D70 | 50 | 0.7 | 200-240 Δ /345-415 | 3.8 Δ /2.2Y | 13 | 63 | 145 | -120 | 120 | DAF-12 |
| | 60 | 0.83 | 220-275 Δ /380-480 | 3.75 Δ /2.15Y | | 64 | 175 | -140 | 140 | RV-01 |
| • DHB 410B D85 | 50 | 0.85 | 200-240 Δ /345-415 | 4.0 Δ /2.3Y | 16 | 63 | 145 | -160 | 160 | DAF-12 |
| | 60 | 0.95 | 220-275 Δ /380-480 | 3.85 Δ /2.25Y | | 64 | 175 | -160 | 160 | RV-01 |
| • DHB 410B 1D3 | 50 | 1.3 | 200-240 Δ /345-415 | 5.7 Δ /3.3Y | 17 | 63 | 145 | -170 | 200 | DAF-12 |
| | 60 | 1.5 | 220-275 Δ /380-480 | 6.0 Δ /3.5Y | | 64 | 175 | -210 | 220 | RV-01 |
| • DHB 420B 1D6 | 50 | 1.6 | 200-240 Δ /345-415 | 7.5 Δ /4.3Y | 25 | 66 | 150 | -280 | 280 | DAF-12 |
| | 60 | 2.05 | 220-275 Δ /380-480 | 7.6 Δ /4.4Y | | 69 | 180 | -320 | 310 | RV-02 |
| • DHB 420B 2D2 | 50 | 2.2 | 200-240 Δ /345-415 | 9.7 Δ /5.6Y | 27 | 66 | 150 | -330 | 420 | DAF-12 |
| | 60 | 2.55 | 220-275 Δ /380-480 | 10.0 Δ /5.8Y | | 69 | 180 | -350 | 440 | RV-01 |
| • DHB 430B D70 | 50 | 0.7 | 200-240 Δ /345-415 | 3.8 Δ /2.2Y | 14 | 64 | 180 | -70 | 70 | DAF-12 |
| | 60 | 0.83 | 220-275 Δ /380-480 | 3.8 Δ /2.2Y | | 65 | 210 | -50 | 50 | RV-01 |
| • DHB 430B D85 | 50 | 0.85 | 200-240 Δ /345-415 | 4.2 Δ /2.4Y | 17 | 64 | 180 | -110 | 100 | DAF-12 |
| | 60 | 0.95 | 220-275 Δ /380-480 | 4.0 Δ /2.3Y | | 65 | 210 | -90 | 70 | RV-01 |
| • DHB 430B 1D3 | 50 | 1.3 | 200-240 Δ /345-415 | 6.6 Δ /3.8Y | 18 | 64 | 180 | -180 | 180 | DAF-12 |
| | 60 | 1.5 | 220-275 Δ /380-480 | 6.9 Δ /4.0Y | | 65 | 210 | -180 | 170 | RV-01 |



## DHB4 Series Selection diagram 50/60Hz 3AC DHB4 系列 50/60Hz 选型图表 3AC



下面的压力-流量性能曲线是在抽吸15℃空气，排气压力1013 mbar 的工况下测出的，允许差 ±10%，吸入空气和环境温度不超过25℃时，仍可达到图示总压差。

The following Pressure-flow performance curve is measured under the condition of suction of 15 °C air and exhaust pressure 1013mbar. The allowable difference is ±10%. When the inlet air and ambient temperature do not exceed 25 °C, the following diagram can still be achieved.

Vacuum Selection diagram 50HZ——真空选型图表 50HZ

Compressor Selection Diagram 50HZ——压缩选型图表 50HZ

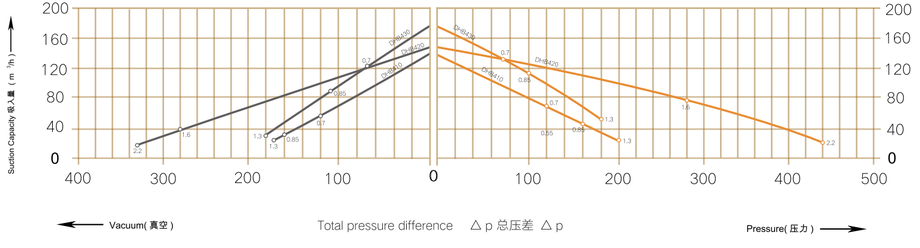


Vacuum Selection diagram 60Hz——真空选型图表 60Hz

Compressor Selection Diagram 60Hz——压缩选型图表 60Hz

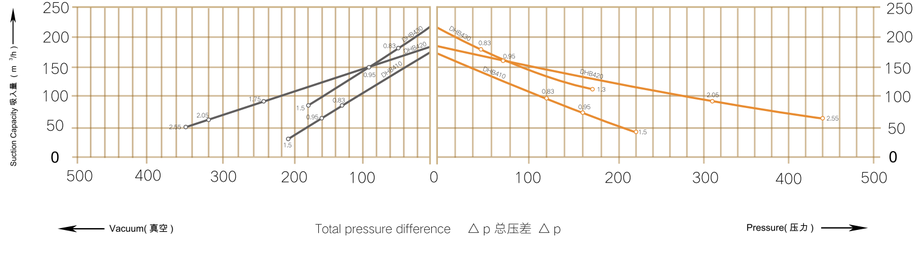

## DHB5 3AC H系列 / DHB5 3AC Series

旋涡式气泵在真空和压力操作的选型和订购参数。
Selection and ordering data for side channel blowers in vacuum and pressure operation.

| 订购型号 Order Model | 马 达 MOTOR | | | | 重量 Weight approx | 噪音 Sound level | 最大流量 Maximum airflow | 最高真空 Maximum vacuum | 最高压力 Maximum pressure | 过滤器 Air fliter |
|---|---|---|---|---|---|---|---|---|---|---|
| DHB5 3AC | Frequency | 额 定 Rated | | | | | | | | 释压阀 Vacuum relief valve |
| | | 输出功率 output | 电 压 voltage | 电 流 current | | | | | | |
| | HZ | KW | V | A | KG | dB(A) | m³/h | mbar | mbar | |
| • DHB 510B D85 | 50 | 0.85 | 200-240△/345-415 | 4.0△/2.3Y | 20 | 64 | 210 | -110 | 100 | DAF-16 |
| | 60 | 0.95 | 220-275△/380-480 | 4.2△/2.3Y | | 70 | 255 | -80 | 70 | RV-01 |
| • DHB 510B 1D3 | 50 | 1.3 | 200-240△/345-415 | 6.6△/3.8Y | 22 | 64 | 210 | -170 | 170 | DAF-16 |
| | 60 | 1.5 | 220-275△/380-480 | 6.9△/4.0Y | | 70 | 255 | -150 | 140 | RV-01 |
| • DHB 510B 1D6 | 50 | 1.6 | 200-240△/345-415 | 7.5△/4.3Y | 23 | 64 | 210 | -200 | 190 | DAF-16 |
| | 60 | 2.05 | 220-275△/380-480 | 7.6△/4.4Y | | 70 | 255 | -220 | 210 | RV-01 |
| • DHB 510B 2D2 | 50 | 2.2 | 200-240△/345-415 | 9.7△/5.6Y | 25 | 64 | 210 | -220 | 270 | DAF-16 |
| | 60 | 2.55 | 220-275△/380-480 | 10.3△/6.0Y | | 70 | 255 | -260 | 290 | RV-01 |
| • DHB 520B 003 | 50 | 3.0 | 200-240△/345-415 | 12.5△/7.2Y | 40 | 72 | 230 | -340 | 410 | DAF-16 |
| | 60 | 3.45 | 220-275△/380-480 | 12.6△/7.3Y | | 74 | 275 | -380 | 360 | RV-02 |
| • DHB 520B 004 | 50 | 4.0 | 345-415△/600-720 | 10.0△/5.8Y | 41 | 72 | 230 | -390 | 440 | DAF-16 |
| | 60 | 4.6 | 380-480△/660-720 | 9.9△/5.71Y | | 74 | 275 | -410 | 480 | RV-02 |
| • DHB 530B D85 | 50 | 0.85 | 200-240△/345-415 | 4.0△/2.3Y | 21 | 65 | 270 | -40 | 40 | DAF-16 |
| | 60 | 0.95 | 220-275△/380-480 | 4.2△/2.4Y | | 71 | 330 | -40 | 40 | RV-01 |
| • DHB 530B 1D3 | 50 | 1.3 | 200-240△/345-415 | 6.6△/3.8Y | 23 | 65 | 270 | -120 | 110 | DAF-16 |
| | 60 | 1.5 | 220-275△/380-480 | 6.9△/4.0Y | | 71 | 330 | -90 | 80 | RV-01 |
| • DHB 530B 1D6 | 50 | 1.6 | 200-240△/345-415 | 7.5△/4.3Y | 24 | 65 | 270 | -160 | 150 | DAF-16 |
| | 60 | 2.05 | 220-275△/380-480 | 7.6△/4.4Y | | 71 | 330 | -160 | 150 | RV-01 |
| • DHB 530B 2D2 | 50 | 2.2 | 200-240△/345-415 | 9.7△/5.6Y | 26 | 65 | 270 | -220 | 230 | DAF-16 |
| | 60 | 2.55 | 220-275△/380-480 | 10.3△/6.0Y | | 71 | 330 | -260 | 250 | RV-01 |



## DHB5 Series Selection diagram 50/60Hz 3AC　DHB5 系列 50/60Hz 选型图表 3AC



下面的压力-流量性能曲线是在抽吸15℃空气，排气压力1013 mbar 的工况下测出的，允许差±10%，吸入空气和环境温度不超过25℃时，仍可达到图示总压差。

The following Pressure-flow performance curve is measured under the condition of suction of 15 °C air and exhaust pressure 1013mbar. The allowable difference is ± 10%. When the inlet air and ambient temperature do not exceed 25 °C, the following diagram can still be achieved.

### Vacuum Selection diagram 50Hz——真空选型图表 50Hz

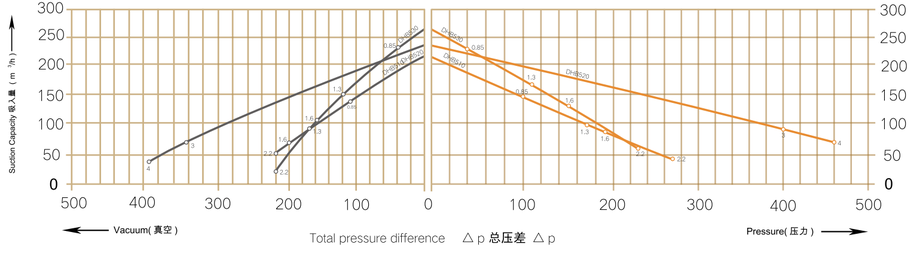


### Compressor Selection Diagram 50Hz——压缩选型图表 50Hz




### Vacuum Selection diagram 60Hz——真空选型图表 60Hz

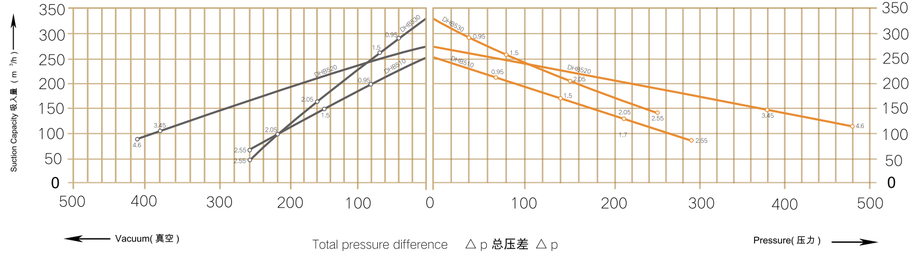


### Compressor Selection Diagram 60Hz——压缩选型图表 60Hz

## DHB6 3AC H系列 / DHB6 3AC H Series

旋涡式气泵在真空和压力操作的选型和订购参数。
Selection and ordering data for side channel blowers in vacuum and pressure operation.

| 订购型号 Order Model | 马 达 MOTOR | | | | 重量 Weight approx | 噪音 Sound level | 最大流量 Maximum airflow | 最高真空 Maximum vacuum | 最高压力 Maximum pressure | 过滤器 Air fliter |
|---|---|---|---|---|---|---|---|---|---|---|
| 2RB6 3AC | Frequency | 额 定 Rated | | | | | | | | 释压阀 Vacuum relief valve |
| | | 输出功率 output | 电 压 voltage | 电 流 current | | | | | | |
| | HZ | KW | V | A | KG | dB(A) | m³/h | mbar | mbar | |
| • DHB 610B 1D6 | 50 | 1.6 | 200-240△/345-415 | 8.5△/4.9Y | 25 | 68 | 265 | -170 | 180 | DAF-16 |
| | 60 | 2.05 | 220-275△/380-480 | 8.8△/5.1Y | | 70 | 315 | -180 | 190 | RV-01 |
| • DHB 610B 2D2 | 50 | 2.2 | 200-240△/345-415 | 9.7△/5.6Y | 28 | 69 | 265 | -235 | 220 | DAF-16 |
| | 60 | 2.55 | 220-275△/380-480 | 10.3△/6.0Y | | 72 | 315 | -245 | 230 | RV-01 |
| • DHB 610B 003 | 50 | 3.0 | 200-240△/345-415 | 12.5△/7.2Y | 34 | 69 | 265 | -280 | 280 | DAF-16 |
| | 60 | 3.45 | 220-275△/380-480 | 12.6△/7.3Y | | 72 | 315 | -260 | 270 | RV-01 |
| • DHB 630B 1D6 | 50 | 1.6 | 200-240△/345-415 | 8.5△/4.9Y | 26 | 70 | 345 | -125 | 125 | DAF-16 |
| | 60 | 2.05 | 220-275△/380-480 | 8.8△/5.1Y | | 73 | 415 | -105 | 130 | RV-01 |
| • DHB 630B 2D2 | 50 | 2.2 | 200-240△/345-415 | 9.7△/5.6Y | 29 | 70 | 345 | -200 | 195 | DAF-16 |
| | 60 | 2.55 | 220-275△/380-480 | 10.3△/6.0Y | | 73 | 415 | -170 | 195 | RV-01 |
| • DHB 630B 003 | 50 | 3.0 | 200-240△/345-415 | 12.5△/7.2Y | 35 | 70 | 345 | -240 | 220 | DAF-16 |
| | 60 | 3.45 | 220-275△/380-480 | 12.6△/7.3Y | | 73 | 415 | -210 | 220 | RV-01 |



## DHB6 Series Selection diagram 50/60Hz 3AC DHB6 系列 50/60Hz 选型图表 3AC



下面的压力-流量性能曲线是在抽吸15℃空气，排气压力1013 mbar 的工况下测出的，允许差±10%，吸入空气和环境温度不超过25℃时，仍可达到图示总压差。

The following Pressure-flow performance curve is measured under the condition of suction of 15 °C air and exhaust pressure 1013mbar. The allowable difference is ± 10%. When the inlet air and ambient temperature do not exceed 25 °C, the following diagram can still be achieved.

Vacuum Selection diagram 50Hz——真空选型图表 50Hz

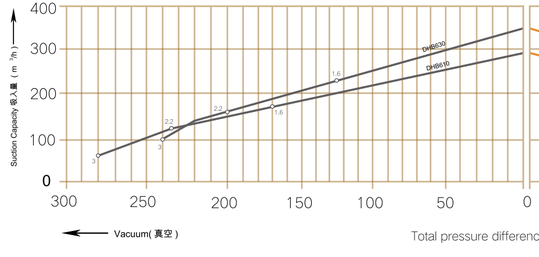


Compressor Selection Diagram 50Hz——压缩选型图表 50Hz

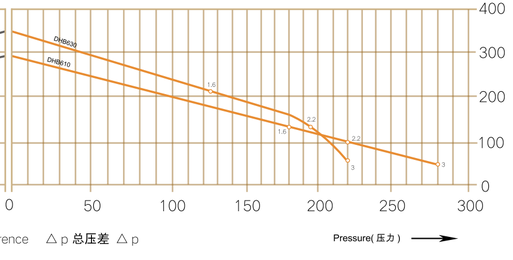


Vacuum Selection diagram 60Hz——真空选型图表 60Hz

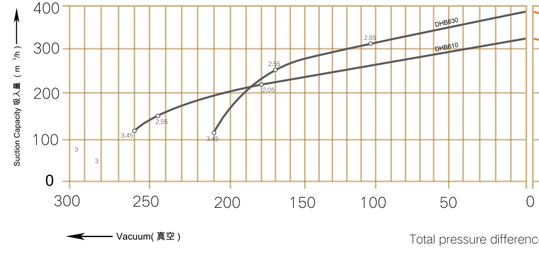


Compressor Selection Diagram 60Hz——压缩选型图表 60Hz

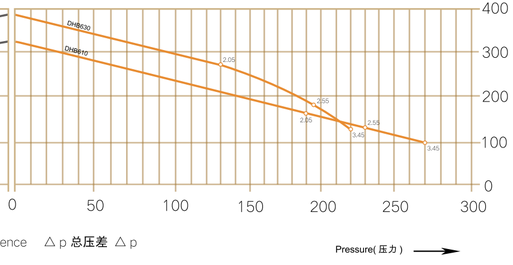

## DHB7 3AC H系列 / DHB7 3AC H Series

旋涡式气泵在真空和压力操作的选型和订购参数。

Selection and ordering data for side channel blowers in vacuum and pressure operation.

| 订购型号 Order Model | 马达 MOTOR | | | | 重量 weight | 噪音 Sound level | 最大流量 Maximum airflow | 最高真空 Maximum vacuum | 最高压力 Maximum pressure | 过滤器 Air filter |
|---|---|---|---|---|---|---|---|---|---|---|
| DHB7 3AC | Frequency | 额定 Rated | | | | | | | | 释压阀 Vacuum relief valve |
| | | 输出功率 output | 电压 voltage | 电流 current | | | | | | |
| | HZ | KW | V | A | KG | dB(A) | m³/h | mbar | mbar | |
| • DHB 710B 1D6 | 50 | 1.6 | 200-240△/345-415 | 8.5△/4.9Y | 27 | 69 | 318 | -160 | 150 | DAF-16 |
| | 60 | 2.05 | 220-275△/380-480 | 8.5△/5.1Y | | 72 | 376 | -160 | 150 | RV-01 |
| • DHB 710B 2D2 | 50 | 2.2 | 200-240△/345-415 | 9.7△/5.6Y | 30 | 69 | 318 | -190 | 190 | DAF-16 |
| | 60 | 2.55 | 220-275△/380-480 | 10.3△/6.0Y | | 72 | 376 | -190 | 190 | RV-01 |
| • DHB 710B 003 | 50 | 3.0 | 200-240△/345-415 | 12.5△/7.2Y | 36 | 69 | 318 | -260 | 270 | DAF-16 |
| | 60 | 3.45 | 220-275△/380-480 | 12.6△/7.3Y | | 72 | 376 | -240 | 230 | RV-01 |
| • DHB 710C 004 | 50 | 4.0 | 345-415△/600-720 | 9.0△/5.2Y | 40 | 73 | 318 | -290 | 360 | DAF-16 |
| | 60 | 4.6 | 380-480△/660-720 | 9.0△/5.2Y | | 76 | 376 | -320 | 310 | RV-01 |
| • DHB 720B 2D2 | 50 | 2.2 | 200-240△/345-415 | 9.7△/5.6Y | 43 | 58 | 320 | -220 | 210 | DAF-16 |
| | 60 | 2.55 | 220-275△/380-480 | 10.3△/6.0Y | | 60 | 380 | -170 | 150 | RV-01 |
| • DHB 720B 003 | 50 | 3.0 | 200-240△/345-415 | 12.5△/7.2Y | 48 | 73 | 320 | -280 | 260 | DAF-16 |
| | 60 | 3.45 | 220-275△/380-480 | 12.6△/7.3Y | | 76 | 380 | -230 | 200 | RV-01 |
| • DHB 720C 4D3 | 50 | 4.3 | 345-415△/600-720 | 10.0△/5.2Y | 54 | 73 | 320 | -360 | 380 | DAF-16 |
| | 60 | 4.8 | 380-480△/660-720 | 10.4△/6.0Y | | 76 | 380 | -350 | 320 | RV-02 |
| • DHB 720C 5D5 | 50 | 5.5 | 345-415△/600-720 | 13.3△/7.7Y | 66 | 73 | 320 | -440 | 500 | DAF-16 |
| | 60 | 6.3 | 380-480△/660-720 | 13.3△/7.7Y | | 76 | 380 | -440 | 500 | RV-02 |
| • DHB 720C 7D5 | 50 | 7.5 | 345-415△/600-720 | 16.7△/9.6Y | 73 | 73 | 320 | -440 | 570 | DAF-16 |
| | 60 | 8.6 | 380-480△/660-720 | 17.3△/10.0Y | | 76 | 380 | -460 | 660 | RV-02 |
| • DHB 730B 1D6 | 50 | 1.6 | 200-240△/345-415 | 8.5△/4.9Y | 29 | 70 | 420 | -100 | 100 | DAF-16 |
| | 60 | 2.05 | 220-275△/380-480 | 8.8△/5.1Y | | 73 | 500 | -110 | 100 | RV-01 |
| • DHB 730B 2D2 | 50 | 2.2 | 200-240△/345-415 | 9.7△/5.6Y | 32 | 70 | 420 | -180 | 170 | DAF-16 |
| | 60 | 2.55 | 220-275△/380-480 | 10.3△/6.0Y | | 73 | 500 | -160 | 150 | RV-01 |
| • DHB 730B 003 | 50 | 3.0 | 200-240△/345-415 | 12.5△/7.2Y | 37 | 70 | 420 | -220 | 200 | DAF-16 |
| | 60 | 3.45 | 220-275△/380-480 | 12.6△/7.3Y | | 73 | 500 | -200 | 170 | RV-01 |
| • DHB 730C 004 | 50 | 4.0 | 345-415△/600-720 | 9.0△/5.2Y | 43 | 70 | 420 | -260 | 280 | DAF-16 |
| | 60 | 4.6 | 380-480△/660-720 | 9.0△/5.2Y | | 73 | 500 | -260 | 260 | RV-01 |
| • DHB 740C 004 | 50 | 4.0 | 345-415△/600-720 | 9.0△/5.2Y | 54 | 74 | 500 | -150 | 140 | DAF-16 |
| | 60 | 4.6 | 380-480△/660-720 | 9.0△/5.2Y | | 78 | 600 | -100 | 90 | RV-01 |
| • DHB 740C 5D5 | 50 | 5.5 | 345-415△/600-720 | 13.3△/7.7Y | 69 | 74 | 500 | -240 | 260 | DAF-16 |
| | 60 | 6.3 | 380-480△/660-720 | 13.3△/7.7Y | | 78 | 600 | -210 | 200 | RV-01 |
| • DHB 740C 7D5 | 50 | 7.5 | 345-415△/600-720 | 16.7△/9.6Y | 75 | 74 | 500 | -240 | 320 | DAF-16 |
| | 60 | 8.6 | 380-480△/660-720 | 17.3△/10.0Y | | 78 | 600 | -270 | 300 | RV-01 |



## DHB7 Series Selection diagram 50/60Hz 3AC DHB7 系列 50/60Hz 选型图表 3AC



下面的压力-流量性能曲线是在抽吸15℃空气，排气压力1013 mbar 的工况下测出的，允许差±10%，吸入空气和环境温度不超过25℃时，仍可达到图示总压差。

The following Pressure-flow performance curve is measured under the condition of suction of 15 °C air and exhaust pressure 1013mbar. The allowable difference is ± 10%. When the inlet air and ambient temperature do not exceed 25 °C, the following diagram can still be achieved.

### Vacuum Selection diagram 50Hz——真空选型图表 50Hz

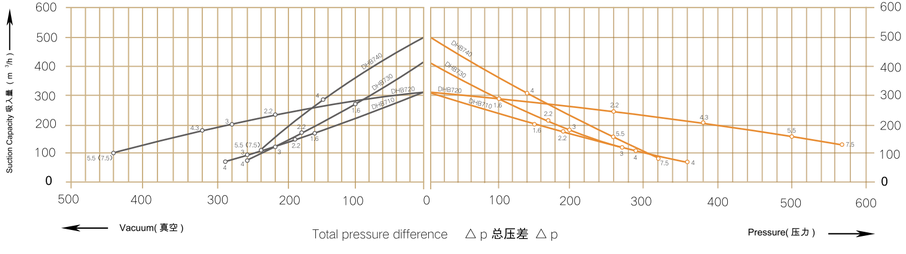


### Compressor Selection Diagram 50Hz——压缩选型图表 50Hz



### Vacuum Selection diagram 60Hz——真空选型图表 60Hz

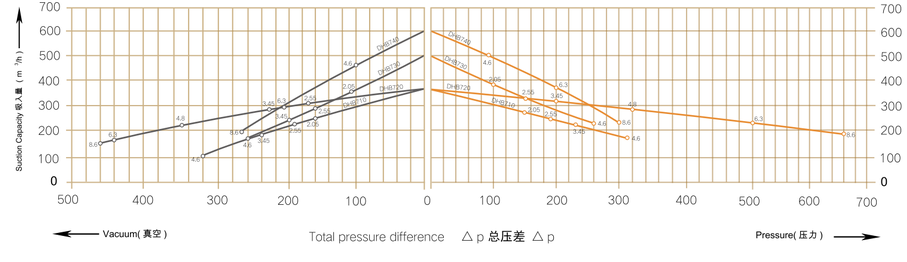


### Compressor Selection Diagram 60Hz——压缩选型图表 60Hz

## DHB8 3AC H系列 / DHB8 3AC H Series

旋涡式气泵在真空和压力操作的选型和订购参数。

Selection and ordering data for side channel blowers in vacuum and pressure operation.

| 订购型号 Order Model | 马 达 MOTOR | | | | 重量 Weight approx | 噪音 Sound level | 最大流量 Maximum airflow | 最高真空 Maximum vacuum | 最高压力 Maximum pressure | 过滤器 Air filter |
|---|---|---|---|---|---|---|---|---|---|---|
| DHB8 3AC | Frequency | 额 定 Rated | | | | | | | | 释压阀 Vacuum relief valve |
| | | 输出功率 output | 电 压 voltage | 电 流 current | | | | | | |
| | HZ | KW | V | A | KG | dB(A) | m³/h | mbar | mbar | |
| • DHB 810C 004 | 50 | 4.0 | 345-415△ /600-720 | 9.5 △ /5.5Y | 54 | 70 | 530 | -200 | 200 | DAF-20 |
| | 60 | 4.6 | 380-480△ /660-720 | 9.5 △ /5.5Y | | 74 | 620 | -160 | 160 | RV-01 |
| • DHB 810C 5D5 | 50 | 5.5 | 345-415△ /600-720 | 12.9 △ /7.4Y | 63 | 70 | 530 | -300 | 300 | DAF-20 |
| | 60 | 6.3 | 380-480△ /660-720 | 12.9 △ /7.45Y | | 74 | 620 | -300 | 280 | RV-01 |
| • DHB 810C 7D5 | 50 | 7.5 | 345-415△ /600-720 | 16.7 △ /9.6Y | 66 | 70 | 530 | -320 | 430 | DAF-20 |
| | 60 | 8.6 | 380-480△ /660-720 | 17.3 △ /10.0Y | | 74 | 620 | -350 | 400 | RV-02 |
| • DHB 820C 5D5 | 50 | 5.5 | 345-415△ /600-720 | 13.3 △ /7.7Y | 83 | 74 | 520 | -250 | 240 | DAF-20 |
| | 60 | 6.3 | 380-480△ /660-720 | 13.3 △ /7.7Y | | 78 | 620 | -170 | 160 | RV-01 |
| • DHB 820C 7D5 | 50 | 7.5 | 345-415△ /600-720 | 16.7 △ /9.6Y | 86 | 74 | 520 | -400 | 400 | DAF-20 |
| | 60 | 8.6 | 380-480△ /660-720 | 17.3 △ /10.0Y | | 78 | 620 | -360 | 330 | RV-02 |
| • DHB 820C 011 | 50 | 11.0 | 345-415△ /600-720 | 28.0 △ /16.2Y | 104 | 74 | 520 | -430 | 600 | DAF-20 |
| | 60 | 12.6 | 380-480△ /660-720 | 29.0 △ /16.7Y | | 78 | 620 | -460 | 600 | RV-02 |
| • DHB 820C 015 | 50 | 15.0 | 345-415△ /600-720 | 32.5 △ /18.8Y | 120 | 74 | 520 | -460 | 670 | DAF-20 |
| | 60 | 17.3 | 380-480△ /660-720 | 34.5 △ /19.9Y | | 78 | 620 | -490 | 750 | RV-02 |
| • DHB 830C 004 | 50 | 4.0 | 345-415△ /600-720 | 9.5 △ /5.5Y | 57 | 70 | 700 | -150 | 140 | DAF-20 |
| | 60 | 4.6 | 380-480△ /660-720 | 9.5 △ /5.5Y | | 74 | 840 | -90 | 90 | RV-01 |
| • DHB 830C 5D5 | 50 | 5.5 | 345-415△ /600-720 | 12.9 △ /7.4Y | 66 | 70 | 700 | -200 | 190 | DAF-20 |
| | 60 | 6.3 | 380-480△ /660-720 | 12.9 △ /7.45Y | | 74 | 840 | -180 | 180 | RV-01 |
| • DHB 830C 7D6 | 50 | 7.6 | 345-415△ /600-720 | 16.7 △ /9.6Y | 69 | 70 | 700 | -270 | 260 | DAF-20 |
| | 60 | 8.6 | 380-480△ /660-720 | 17.3 △ /10.0Y | | 74 | 840 | -270 | 260 | RV-01 |
| • DHB 840C 7D5 | 50 | 7.5 | 345-415△ /600-720 | 16.7 △ /9.6Y | 91 | 74 | 900 | -200 | 180 | DAF-20 |
| | 60 | 8.6 | 380-480△ /660-720 | 17.3 △ /10.0Y | | 78 | 1050 | -150 | 120 | RV-01 |
| • DHB 840C 011 | 50 | 11.0 | 345-415△ /600-720 | 28.0 △ /16.2Y | 110 | 74 | 900 | -280 | 370 | DAF-20 |
| | 60 | 12.6 | 380-480△ /660-720 | 29.0 △ /16.7Y | | 78 | 1050 | -310 | 350 | RV-01 |



## DHB8 Series Selection diagram 50/60Hz 3AC DHB8 系列 50/60Hz 选型图表 3AC



下面的压力-流量性能曲线是在抽吸15℃空气，排气压力1013 mbar 的工况下测出的，允许差 ±10%，吸入空气和环境温度不超过25℃时，仍可达到图示总压差。

The following Pressure-flow performance curve is measured under the condition of suction of 15 °C air and exhaust pressure 1013mbar. The allowable difference is ±10%. When the inlet air and ambient temperature do not exceed 25 °C, the following diagram can still be achieved.

### Vacuum Selection diagram 50Hz——真空选型图表 50Hz

### Compressor Selection Diagram 50Hz——压缩选型图表 50Hz

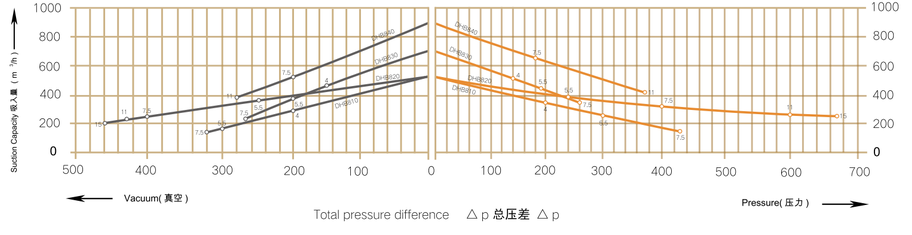


### Vacuum Selection diagram 60Hz——真空选型图表 60Hz

### Compressor Selection Diagram 60Hz——压缩选型图表 60Hz

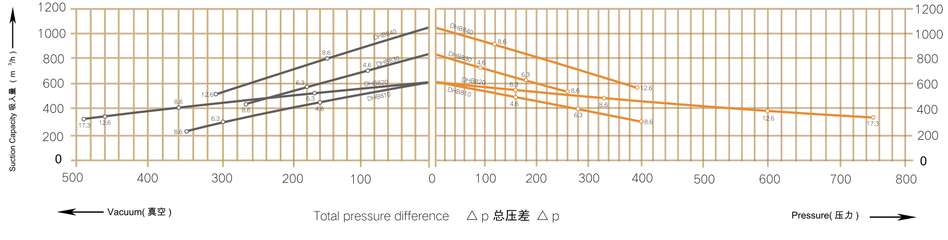

## DHB9 3AC H系列 / DHB9 3AC H Series

旋涡式气泵在真空和压力操作的选型和订购参数。

Selection and ordering data for side channel blowers in vacuum and pressure operation.

| 订购型号 Order Model | 马 达 MOTOR | | | | 重量 Weight approx | 噪音 Sound level | 最大流量 Maximum airflow | 最高真空 Maximum vacuum | 最高压力 Maximum pressure | 过滤器 Air filter |
|---|---|---|---|---|---|---|---|---|---|---|
| DHB9 3AC | Frequency | 额 定 Rated | | | | | | | | 释压阀 Vacuum relief valve |
| | | 输出功率 output | 电 压 voltage | 电 流 current | | | | | | |
| | HZ | KW | V | A | KG | dB(A) | $m^3/h$ | mbar | mbar | |
| · DHB 910C 8D5 | 50 | 8.5 | 345-415 Δ /600-720 | 18.2 Δ /10.5Y | 93 | 74 | 1050 | -190 | 190 | DAF-32 |
| | 60 | 9.8 | 380-480 Δ /660-720 | 18.2 Δ /10.5Y | | 79 | 1250 | -150 | 140 | RV-01 |
| · DHB 910C 12D5 | 50 | 12.5 | 345-415 Δ /600-720 | 28.0 Δ /16.2Y | 116 | 74 | 1050 | -290 | 280 | DAF-32 |
| | 60 | 14.5 | 380-480 Δ /660-720 | 29.0 Δ /16.7Y | | 79 | 1250 | -270 | 260 | RV-01 |
| · DHB 910C 18D5 | 50 | 18.5 | 345-415 Δ /600-720 | 37.0 Δ /21.0Y | 126 | 74 | 1050 | -360 | 460 | DAF-32 |
| | 60 | 21.3 | 380-480 Δ /660-720 | 39.0 Δ /22.5Y | | 79 | 1250 | -380 | 420 | RV-02 |
| · DHB 920C 12D5 | 50 | 12.5 | 345-415 Δ /600-720 | 28.0 Δ /16.2Y | 187 | 74 | 1110 | -300 | 270 | DAF-32 |
| | 60 | 14.5 | 380-480 Δ /660-720 | 29.0 Δ /16.7Y | | 78 | 1310 | -220 | 200 | RV-01 |
| · DHB 920C 16D5 | 50 | 16.5 | 345-415 Δ /600-720 | 35.0 Δ /20.0Y | 197 | 74 | 1110 | -410 | 370 | DAF-32 |
| | 60 | 19.0 | 380-480 Δ /660-720 | 36.5 Δ /21.0Y | | 78 | 1310 | -340 | 300 | RV-02 |
| · DHB 920C 020 | 50 | 20.0 | 345-415 Δ /600-720 | 40.0 Δ /23.0Y | 204 | 74 | 1110 | -440 | 500 | DAF-32 |
| | 60 | 23.0 | 380-480 Δ /660-720 | 42.0 Δ /24.2Y | | 78 | 1310 | -440 | 430 | RV-02 |
| · DHB 920C 025 | 50 | 25.0 | 345-415 Δ /600-720 | 52.0 Δ /30.0Y | 211 | 74 | 1110 | -440 | 590 | DAF-32 |
| | 60 | 29.0 | 380-480 Δ /660-720 | 52.0 Δ /30.0Y | | 78 | 1310 | -440 | 540 | RV-02 |
| · DHB 930C 8D5 | 50 | 8.5 | 345-415 Δ /600-720 | 18.2 Δ /10.5Y | 98 | 75 | 1370 | -120 | 110 | DAF-32 |
| | 60 | 9.8 | 380-480 Δ /660-720 | 18.2 Δ /10.5Y | | 80 | 1650 | -80 | 70 | RV-01 |
| · DHB 930C 12D5 | 50 | 12.5 | 345-415 Δ /600-720 | 28.0 Δ /16.2Y | 121 | 75 | 1370 | -190 | 180 | DAF-32 |
| | 60 | 14.5 | 380-480 Δ /660-720 | 39.0 Δ /22.5 Y | | 80 | 1650 | -150 | 150 | RV-01 |
| · DHB 930C 18D5 | 50 | 18.5 | 345-415 Δ /600-720 | 37.0 Δ /21.0Y | 131 | 75 | 1370 | -310 | 320 | DAF-32 |
| | 60 | 21.3 | 380-480 Δ /660-720 | 39.0 Δ /22.5Y | | 80 | 1650 | -300 | 280 | RV-01 |
| · DHB 940C 015 | 50 | 15.0 | 345-415 Δ /600-720 | 35.0 Δ /20.0Y | 187 | 75 | 1940 | -130 | 110 | DAF-32 |
| | 60 | 17.5 | 380-480 Δ /660-720 | 36.5 Δ /21.0Y | | 84 | 2310 | -60 | 40 | RV-01 |
| · DHB 940C 020 | 50 | 20.0 | 345-415 Δ /600-720 | 40.0 Δ /23.0Y | 212 | 75 | 1940 | -220 | 200 | DAF-32 |
| | 60 | 23.0 | 380-480 Δ /660-720 | 42.0 Δ /24.2Y | | 84 | 2310 | -160 | 130 | RV-01 |
| · DHB 940C 025 | 50 | 25.0 | 345-415 Δ /600-720 | 52.0 Δ /30.0Y | 219 | 75 | 1940 | -310 | 280 | DAF-32 |
| | 60 | 29.0 | 380-480 Δ /660-720 | 52.0 Δ /30.0Y | | 84 | 2310 | -270 | 220 | RV-01 |
| · DHB 943C 015 | 50 | 15.0 | 345-415 Δ /600-720 | 35.0 Δ /20.0Y | 220 | 75 | 2050 | -160 | 170 | DAF-32 |
| | 60 | 17.5 | 380-480 Δ /660-720 | 36.5 Δ /21.0Y | | 84 | 2480 | -120 | 110 | RV-01 |
| · DHB 943C 020 | 50 | 20.0 | 345-415 Δ /600-720 | 40.0 Δ /23.0Y | 230 | 75 | 2050 | -250 | 230 | DAF-32 |
| | 60 | 23.0 | 380-480 Δ /660-720 | 42.0 Δ /24.2Y | | 84 | 2480 | -190 | 180 | RV-01 |
| · DHB 943C 025 | 50 | 25.0 | 345-415 Δ /600-720 | 52.0 Δ /30.0Y | 235 | 75 | 2050 | -310 | 280 | DAF-32 |
| | 60 | 29.0 | 380-480 Δ /660-720 | 52.0 Δ /30.0Y | | 84 | 2480 | -270 | 230 | RV-01 |



## DHB9 Series Selection diagram 50/60Hz 3AC DHB9 系列 50/60Hz 选型图表 3AC



下面的压力-流量性能曲线是在抽吸15℃空气，排气压力1013 **mbar** 的工况下测出的，允许差±10%，吸入空气和环境温度不超过25℃时，仍可达到图示总压差。

The following Pressure-flow performance curve is measured under the condition of suction of 15 **°C** air and exhaust pressure 1013mbar. The allowable difference is ± 10%. When the inlet air and ambient temperature do not exceed 25 **°C**, the following diagram can still be achieved.

### Vacuum Selection diagram 50Hz——真空选型图表 50Hz

### Compressor Selection Diagram 50Hz——压缩选型图表 50Hz

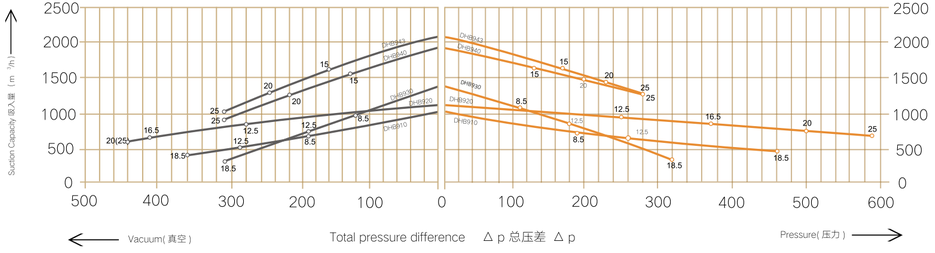


### Vacuum Selection diagram 60Hz——真空选型图表 60Hz

### Compressor Selection Diagram 60Hz——压缩选型图表 60Hz

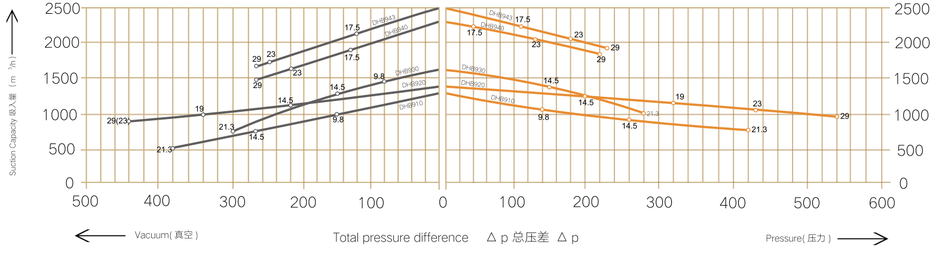

## 漩涡式气泵在真空和压力操作的选型和订购参数（单相）
## Selection and ordering data for side channel blowers in vacuum and pressure operation(Single phase)

| 订购型号 Order Model | 马 达 MOTOR | | | | 重量 | 噪音 | 最大流量 | 最高真空 | 最高压力 | 过滤器 Air fliter |
|---|---|---|---|---|---|---|---|---|---|---|
| DHBT 1AC | Frequency | 额 定 Rated | | | Weight approx | Sound level | Maximum airflow | Maximum vacuum | Maximum pressure | 释压阀 Vacuum relief valve |
| | | 输出功率 output | 电 压 voltage | 电 流 current | | | | | | |
| | HZ | KW | V | A | KG | dB(A) | $m^3/h$ | mbar | mbar | |
| · DHBT 210E D55 | 50 | 0.55 | 115/230 | 13/3.1 | 18 | 57 | 47 | -230 | 290 | DAF-10 |
| | 60 | 0.63 | 115/230 | 14.2/7.1 | | 62 | 57 | -270 | 320 | RV-01 |
| · DHBT 220E 1D5 | 50 | 1.5 | 115/230 | 19.4/9.7 | 30 | 58 | 47 | -370 | 600 | DAF-10 |
| | 60 | 1.75 | 115/230 | 20.6/10.3 | | 62 | 60 | -420 | 660 | RV-02 |
| · DHBT 310A D94 | 50 | 0.94 | 230 | 9 | 18 | 57 | 66 | -250 | 350 | DAF-10/RV-01 |
| · DHBT 310E D94 | 50 | 0.94 | 115/230 | 15.2/7.6 | 18 | 57 | 66 | -250 | 350 | DAF-10 |
| | 60 | 1.1 | 115/230 | 2 | | 62 | 80 | -280 | 390 | RV-01 |
| · DHBT 320E 1D5 | 50 | 1.5 | 115/230 | 19.4/9.7 | 32 | 59 | 65 | -400 | 550 | DAF-10 |
| | 60 | 1.75 | 115/230 | 20.6/10.3 | | 63 | 76 | -390 | 540 | RV-02 |
| · DHBT 410A 1D1 | 50 | 1.1 | 230 | 10.1 | 23 | 58 | 87 | -300 | 380 | DAF-10 |
| | 60 | 1.3 | 230 | 10.3 | 23 | 63 | 105 | -350 | 390 | RV-02 |







下面的压力-流量性能曲线是在抽吸15℃空气，排气压力1013 mbar 的工况下测出的，允许差 ± 10%，吸入空气和环境温度不超过25℃时，仍可达到图示总压差。

The following Pressure-flow performance curve is measured under the condition of suction of 15 °C air and exhaust pressure 1013mbar. The allowable difference is ± 10%. When the inlet air and ambient temperature do not exceed 25 °C, the following diagram can still be achieved.

Vacuum Selection diagram 60Hz——真空选型图表 60Hz　　Compressor selection Diagram 60Hz -压缩选型图标 60Hz

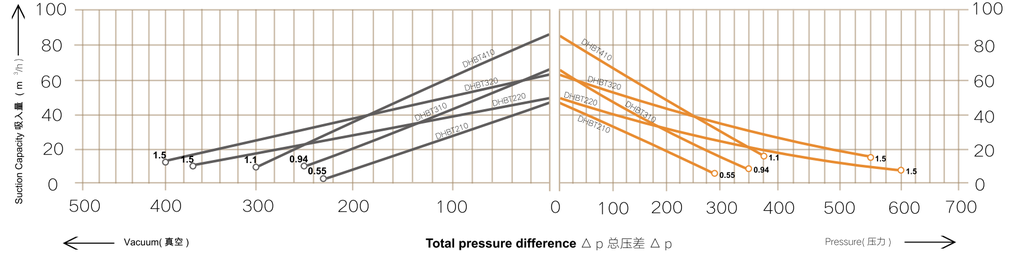


Vacuum Selection diagram 60Hz——真空选型图表 60Hz　　Compressor selection Diagram 60Hz -压缩选型图标 60Hz

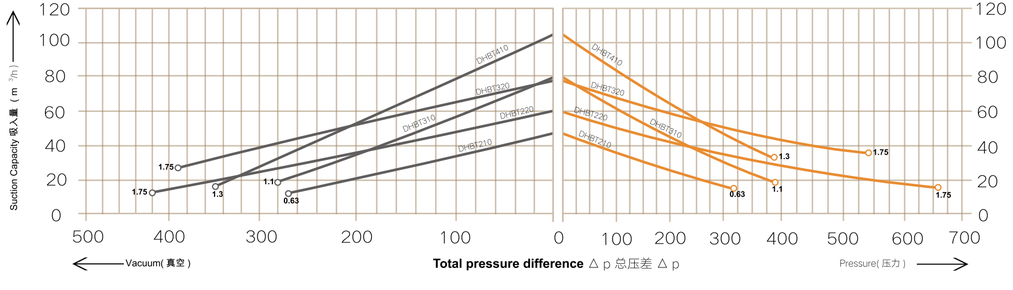

## 漩涡式气泵在真空和压力操作的选型和订购参数（三相、单级）

## Selection and ordering data for side channel blowers in vacuum and pressure operation(Three phase single stage)

| 订购型号 Order Model | 马达 MOTOR | | | | 重量 Weight approx | 噪音 Sound level | 最大流量 Maximum airflow | 最高真空 Maximum vacuum | 最高压力 Maximum pressure | 过滤器 Air filter |
|---|---|---|---|---|---|---|---|---|---|---|
| DHBT 3AC | Frequency | 额定 Rated | | | | | | | | 释压阀 Vacuum relief valve |
| | | 输出功率 output | 电压 voltage | 电流 current | | | | | | |
| | HZ | KW | V | A | KG | dB(A) | $m^3/h$ | mbar | mbar | |
| · DHBT 210B D55 | 50 | 0.55 | 200–240 △ /345–415 | 2.8 △ /1.6Y | 16 | 57 | 47 | −230 | 290 | DAF-10 |
| | 60 | 0.63 | 220–275 △ /380–480 | 3 △ /1.7Y | | 62 | 57 | −270 | 320 | RV-01 |
| · DHBT 310B D55 | 50 | 0.55 | 200–240 △ /345–415 | 2.8 △ /1.6Y | 16 | 57 | 66 | −250 | 250 | DAF-10 |
| | 60 | 0.63 | 220–275 △ /380–480 | 3 △ /1.7Y | | 62 | 80 | −260 | 250 | RV-01 |
| · DHBT 310B D81 | 50 | 0.81 | 200–240 △ /345–415 | 4 △ /2.3Y | 17 | 57 | 66 | −280 | 350 | DAF-10 |
| | 60 | 0.94 | 220–275 △ /380–480 | 4 △ /2.3Y | | 62 | 80 | −340 | 360 | RV-01 |
| · DHBT 410B 1D1 | 50 | 1.1 | 200–240 △ /345–415 | 5.4 △ /3.1Y | 23 | 58 | 87 | −300 | 380 | DAF-10 |
| | 60 | 1.3 | 220–275 △ /380–480 | 5.4 △ /3.1Y | | 62 | 105 | −340 | 370 | RV-01 |
| · DHBT 510B 1D5 | 50 | 1.5 | 200–240 △ /345–415 | 7.5 △ /4.3Y | 26 | 64 | 120 | −310 | 360 | DAF-10 |
| | 60 | 1.75 | 220–275 △ /380–480 | 7.6 △ /4.4Y | | 68 | 145 | −340 | 320 | RV-01 |
| · DHBT 510B 2D2 | 50 | 2.2 | 345–415 △ /600–720 | 11.4 △ /6.6Y | 29 | 64 | 120 | −310 | 470 | DAF-10 |
| | 60 | 2.55 | 380–480 △ /660–720 | 11.2 △ /6.5Y | | 68 | 145 | −360 | 480 | RV-02 |
| · DHBT 610B 2D2 | 50 | 2.2 | 200–240 △ /345–415 | 11.4 △ /6.6Y | 32 | 65 | 165 | −340 | 360 | DAF-10 |
| | 60 | 2.55 | 220–275 △ /380–480 | 11.2 △ /6.5Y | | 71 | 195 | −360 | 315 | RV-01 |
| · DHBT 610B 3D3 | 50 | 3.3 | 200–240 △ /345–415 | 13 △ /7.5Y | 35 | 65 | 165 | −340 | 480 | DAF-10 |
| | 60 | 3.8 | 220–275 △ /380–480 | 14.2 △ /8.2Y | | 71 | 195 | −380 | 530 | RV-02 |







下面的压力-流量性能曲线是在抽吸15℃空气，排气压力1013 mbar 的工况下测出的，允许差±10%，吸入空气和环境温度不超过25℃时，仍可达到图示总压差。

The following Pressure-flow performance curve is measured under the condition of suction of 15 °C air and exhaust pressure 1013mbar. The allowable difference is±10%. When the inlet air and ambient temperature do not exceed 25 °C, the following diagram can still be achieved.

### Vacuum Selection diagram 50Hz——真空选型图表 50Hz

Compressor selection Diagram 60Hz－压缩选型图标 60Hz

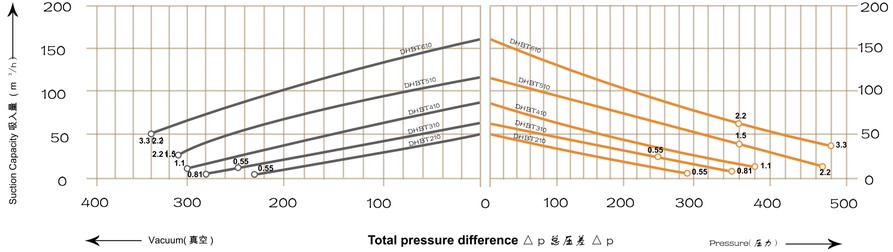


### Vacuum Selection diagram 60Hz——真空选型图表 60Hz

Compressor selection Diagram 60Hz－压缩选型图标 60Hz

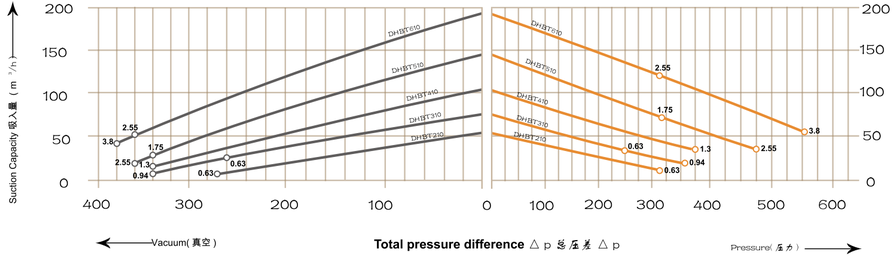

## 漩涡式气泵在真空和压力操作的选型和订购参数（三相、单级）

## Selection and ordering data for side channel blowers in vacuum and pressure operation(Three phase single stage)

| 订购型号 Order Model | 马达 MOTOR | | | | 重量 Weight approx | 噪音 Sound level | 最大流量 Maximum airflow | 最高真空 Maximum vacuum | 最高压力 Maximum pressure | 过滤器 Air filter |
|---|---|---|---|---|---|---|---|---|---|---|
| DHBT 3AC | Frequency | 额定 Rated | | | | | | | | 释压阀 Vacuum relief valve |
| | | 输出功率 output | 电压 voltage | 电流 current | | | | | | |
| | HZ | KW | V | A | KG | dB(A) | $m^3/h$ | mbar | mbar | |
| · DHBT 210B D55 | 50 | 0.55 | 200–240 △ /345–415 | 2.8 △ /1.6Y | 16 | 57 | 47 | −230 | 290 | DAF-10 |
| | 60 | 0.63 | 220–275 △ /380–480 | 3 △ /1.7Y | | 62 | 57 | −270 | 320 | RV-01 |
| · DHBT 310B D55 | 50 | 0.55 | 200–240 △ /345–415 | 2.8 △ /1.6Y | 16 | 57 | 66 | −250 | 250 | DAF-10 |
| | 60 | 0.63 | 220–275 △ /380–480 | 3 △ /1.7Y | | 62 | 80 | −260 | 250 | RV-01 |
| · DHBT 310B D81 | 50 | 0.81 | 200–240 △ /345–415 | 4 △ /2.3Y | 17 | 57 | 66 | −280 | 350 | DAF-10 |
| | 60 | 0.94 | 220–275 △ /380–480 | 4 △ /2.3Y | | 62 | 80 | −340 | 360 | RV-01 |
| · DHBT 410B 1D1 | 50 | 1.1 | 200–240 △ /345–415 | 5.4 △ /3.1Y | 23 | 58 | 87 | −300 | 380 | DAF-10 |
| | 60 | 1.3 | 220–275 △ /380–480 | 5.4 △ /3.1Y | | 62 | 105 | −340 | 370 | RV-01 |
| · DHBT 510B 1D5 | 50 | 1.5 | 200–240 △ /345–415 | 7.5 △ /4.3Y | 26 | 64 | 120 | −310 | 360 | DAF-10 |
| | 60 | 1.75 | 220–275 △ /380–480 | 7.6 △ /4.4Y | | 68 | 145 | −340 | 320 | RV-01 |
| · DHBT 510B 2D2 | 50 | 2.2 | 345–415 △ /600–720 | 11.4 △ /6.6Y | 29 | 64 | 120 | −310 | 470 | DAF-10 |
| | 60 | 2.55 | 380–480 △ /660–720 | 11.2 △ /6.5Y | | 68 | 145 | −360 | 480 | RV-02 |
| · DHBT 610B 2D2 | 50 | 2.2 | 200–240 △ /345–415 | 11.4 △ /6.6Y | 32 | 65 | 165 | −340 | 360 | DAF-10 |
| | 60 | 2.55 | 220–275 △ /380–480 | 11.2 △ /6.5Y | | 71 | 195 | −360 | 315 | RV-01 |
| · DHBT 610B 3D3 | 50 | 3.3 | 200–240 △ /345–415 | 13 △ /7.5Y | 35 | 65 | 165 | −340 | 480 | DAF-10 |
| | 60 | 3.8 | 220–275 △ /380–480 | 14.2 △ /8.2Y | | 71 | 195 | −380 | 530 | RV-02 |







下面的压力-流量性能曲线是在抽吸15℃空气，排气压力1013 mbar 的工况下测出的，允许差±10%，吸入空气和环境温度不超过25℃时，仍可达到图示总压差。

The following Pressure-flow performance curve is measured under the condition of suction of 15 °C air and exhaust pressure 1013mbar. The allowable difference is±10%. When the inlet air and ambient temperature do not exceed 25 °C, the following diagram can still be achieved.

### Vacuum Selection diagram 50Hz——真空选型图表 50Hz

Compressor selection Diagram 60Hz－压缩选型图标 60Hz

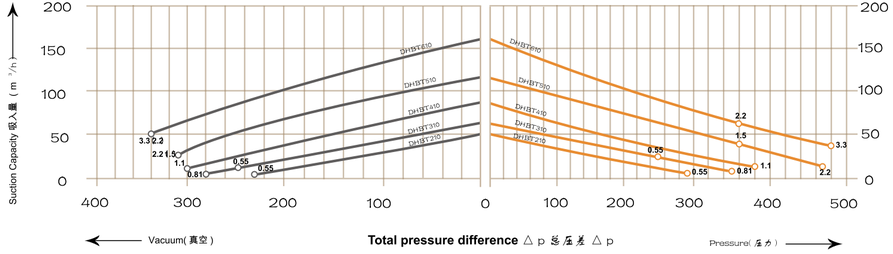


### Vacuum Selection diagram 60Hz——真空选型图表 60Hz

Compressor selection Diagram 60Hz－压缩选型图标 60Hz

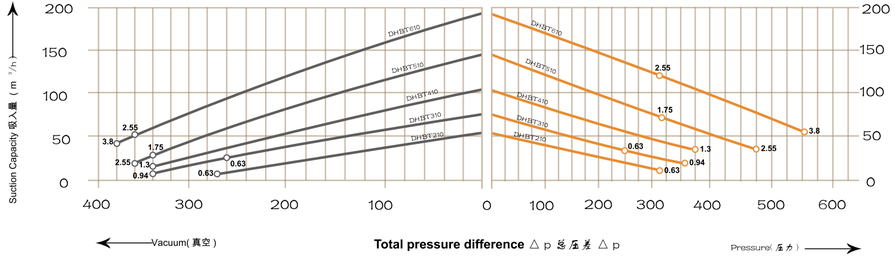

## DHBT 3AC T系列 / DHBT 3AC T Series Double / Multi-stage

旋涡式气泵在真空和压力操作的选型和订购参数 ( 多级 )

Selection and ordering data for side channel blowers in vacuum and pressure operation(Multi-stage)

| 订购型号 Order Model | 马 达 MOTOR | | | | 重量 Weight approx | 噪音 Sound level | 最大流量 Maximum airflow | 最高真空 Maximum vacuum | 最高压力 Maximum pressure | 过滤器 Air fliter |
|---|---|---|---|---|---|---|---|---|---|---|
| DHBT 3AC | Frequency | 额 定 Rated | | | | | | | | 释压阀 Vacuum relief valve |
| | | 输出功率 output | 电 压 voltage | 电 流 current | | | | | | |
| | HZ | KW | V | A | KG | dB(A) | $m^3$/h | mbar | mbar | |
| · DHBT 220B D81 | 50 | 0.81 | 200-240 Δ /345-415 | 4 Δ /2.3Y | 24 | 58 | 47 | -370 | 490 | DAF-10 |
| | 60 | 0.94 | 220-275 Δ /380-480 | 4 Δ /2.3Y | | 62 | 60 | -440 | 480 | RV-02 |
| · DHBT 220B 1D5 | 50 | 1.5 | 200-240 Δ /345-415 | 7.5 Δ /4.3Y | 28 | 58 | 47 | -370 | 650 | DAF-10 |
| | 60 | 1.75 | 220-275 Δ /380-480 | 7.6 Δ /4.4Y | | 62 | 60 | -500 | 740 | RV-02 |
| · DHBT 320B 1D1 | 50 | 1.1 | 200-240 Δ /345-415 | 5.4 Δ /3.1Y | 29 | 59 | 65 | -400 | 480 | DAF-10 |
| | 60 | 1.3 | 220-275 Δ /380-480 | 5.4 Δ /3.1Y | | 63 | 76 | -480 | 480 | RV-02 |
| · DHBT 320B 1D5 | 50 | 1.5 | 200-240 Δ /345-415 | 7.5 Δ /4.3Y | 30 | 59 | 65 | -440 | 540 | DAF-10 |
| | 60 | 1.75 | 220-275 Δ /380-480 | 7.5 Δ /4.4Y | | 63 | 76 | -560 | 600 | RV-02 |
| · DHBT 420B 1D5 | 50 | 1.5 | 200-240 Δ /345-415 | 7.5 Δ /4.3Y | 33 | 61 | 87 | -480 | 450 | DAF-10 |
| | 60 | 1.75 | 220-275 Δ /380-480 | 7.6 Δ /4.4Y | | 66 | 105 | -430 | 410 | RV-02 |
| · DHBT 420B 3D3 | 50 | 3.3 | 200-240 Δ /345-415 | 13 Δ /7.5Y | 39 | 61 | 87 | -500 | 750 | DAF-10 |
| | 60 | 3.8 | 220-275 Δ /380-480 | 13.8 Δ /8Y | | 66 | 105 | -510 | 850 | RV-02 |
| · DHBT 520B 2D2 | 50 | 2.2 | 200-240 Δ /345-415 | 11.4 Δ /6.6Y | 40 | 64 | 120 | -470 | 460 | DAF-10 |
| | 60 | 2.55 | 220-275 Δ /380-480 | 11.2 Δ /6.5Y | | 70 | 145 | -500 | 450 | RV-02 |
| · DHBT 520C 004 | 50 | 4 | 345-415 Δ | 9 Δ | 51 | 65 | 120 | -500 | 820 | DAF-10 |
| | 60 | 4.6 | 380-480 Δ | 9.5 Δ | | 71 | 145 | -530 | 810 | RV-02 |
| · DHBT 620B 3D3 | 50 | 3.3 | 200-240 Δ /345-415 | 13 Δ /7.5Y | 48 | 67 | 165 | -460 | 500 | DAF-10 |
| | 60 | 3.8 | 220-275 Δ /380-480 | 14.2 Δ /8.2Y | | 71 | 195 | -480 | 420 | RV-02 |
| · DHBT 620C 5D7 | 50 | 5.7 | 345-415 Δ | 12.5 Δ | 65 | 68 | 165 | -460 | 740 | DAF-10 |
| | 60 | 6.6 | 380-480 Δ | 12 Δ | | 72 | 195 | -480 | 840 | RV-02 |
| · DHBT 650C 7D5 | 50 | 7.5 | 345-415 Δ | 16 Δ | 86 | 72 | 170 | -730 | 1040 | DAF-10 |
| | 60 | 8.6 | 380-480 Δ | 16 Δ | | 76 | 200 | -700 | 1040 | RVG-1.2 |



## DHBT 3AC T Series Double/Multi-Stage Selection diagram 50/60HZ 双极和三级系列 50/60HZ 选型图表 3AC



下面的压力-流量性能曲线是在抽吸15℃空气，排气压力1013 mbar 的工况下测出的，允许差 ± 10%，吸入空气和环境温度不超过25℃时，仍可达到图示总压差。

The following Pressure-flow performance curve is measured under the condition of suction of 15 **℃** air and exhaust pressure 1013mbar. The allowable difference is ± 10%. When the inlet air and ambient temperature do not exceed 25 **℃**, the following diagram can still be achieved.

Vacuum Selection diagram 50Hz——真空选型图表 50Hz

Compressor Selection Diagram 50Hz 一压缩选型图表 50Hz

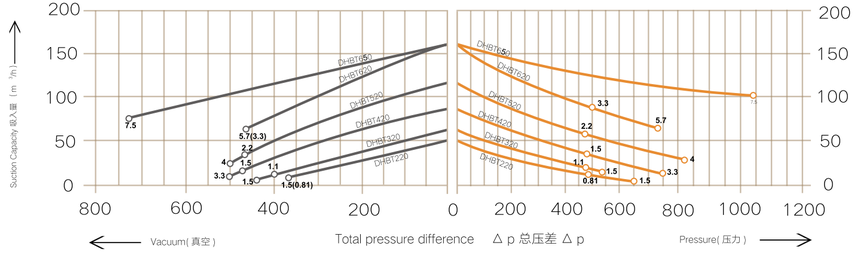


Vacuum Selection diagram 60Hz——真空选型图表 60Hz

Compressor Selection Diagram 60Hz 一压缩选型图表 60Hz

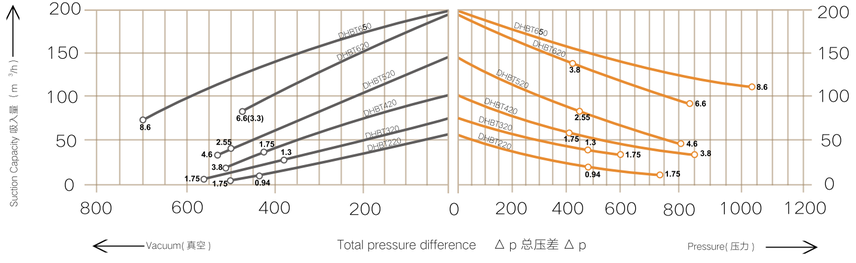

## Diemensions for side channel blower DHB210.,DHB230.,DHB330 (mm)

### 侧风道风机尺寸 DHB210.,DHB310.,DHB330. (mm)

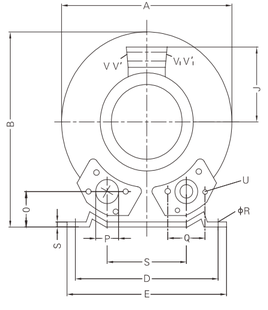


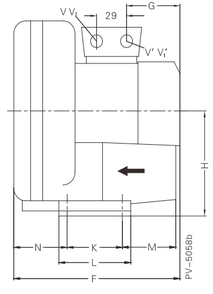


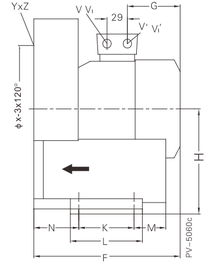


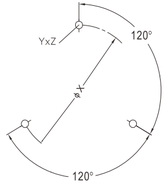


| Type | Phases | | | | | | | | | | | | | | | | | | | | | | | X-Holes | ϕx |
|---|---|---|---|---|---|---|---|---|---|---|---|---|---|---|---|---|---|---|---|---|---|---|---|---|---|
| 型号 | 相位 | A | B | C | D | E | F | G | H | J | K | L | M | N | O | P | Q | ϕR | S | U | $V_{(1)}$ | $V'_{(1)}$ | $V_{(2)}$ | $V'_{(2)}$ | Y× Z | | |
| DHB 210B D25 | 3～ | 246 | 247 | 90 | 205 | 230 | 219 | 92 | 128 | 111 | 83 | 108 | 75 | 71 | 39 | $G1_{1/4}$(15e• deep) | 64 | 10 | 2.5 | M6× 17 | – | – | M25× 1.5 | M16× 1.5 | M6× 15 | 0 /120 ° /240 ° | 140 |
| DHB 210E D40 | 1～ | 246 | 247 | 90 | 205 | 230 | 256 | 135 | 128 | 111 | 83 | 108 | 75 | 71 | 39 | $G1_{1/4}$(15e• deep) | 64 | 10 | 2.5 | M6× 17 | M16× 1.5 | M25× 1.5 | – | – | M6× 15 | 0 /120 ° /240 ° | 140 |
| DHB 210B D40 | 3～ | 246 | 247 | 90 | 205 | 230 | 256 | 135 | 128 | 111 | 83 | 108 | 75 | 71 | 39 | $G1_{1/4}$(15e• deep) | 64 | 10 | 2.5 | M6× 17 | – | – | M25× 1.5 | M16× 1.5 | M6× 15 | 0 /120 ° /240 ° | 140 |
| DHB 210A D40 | 1～ | 246 | 247 | 90 | 205 | 230 | 256 | 135 | 128 | 111 | 83 | 108 | 75 | 71 | 39 | $G1_{1/4}$(15e• deep) | 64 | 10 | 2.5 | M6× 17 | M16× 1.5 | M25× 1.5 | – | – | M6× 15 | 0 /120 ° /240 ° | 140 |
| DHB 230B D25 | 3～ | 246 | 247 | 90 | 205 | 230 | 242 | 102 | 128 | 101 | 83 | 108 | 75 | 82 | 39 | $G1_{1/4}$(15e• deep) | 64 | 10 | 2.5 | M6× 17 | – | – | M25× 1.5 | M16× 1.5 | M6× 15 | 0 /120 ° /240 ° | 140 |
| DHB 230B D40 | 3～ | 246 | 247 | 90 | 205 | 230 | 267 | 135 | 128 | 111 | 83 | 108 | 75 | 82 | 39 | $G1_{1/4}$(15e• deep) | 64 | 10 | 2.5 | M6× 17 | – | – | M25× 1.5 | M16× 1.5 | M6× 15 | 0 /120 ° /240 ° | 140 |
| DHB 230B D70 | 3～ | 246 | 247 | 90 | 205 | 230 | 267 | 135 | 128 | 111 | 83 | 108 | 75 | 82 | 39 | $G1_{1/4}$(15e• deep) | 64 | 10 | 2.5 | M6× 17 | – | – | M25× 1.5 | M16× 1.5 | M6× 15 | 0 /120 ° /240 ° | 140 |
| DHB 230E D40 | 1～ | 246 | 247 | 90 | 205 | 230 | 267 | 135 | 128 | 111 | 83 | 108 | 75 | 82 | 39 | $G1_{1/4}$(15e• deep) | 64 | 10 | 2.5 | M6× 17 | M16× 1.5 | M25× 1.5 | – | – | M6× 15 | 0 /120 ° /240 ° | 140 |
| DHB 230A D40 | 1～ | 246 | 247 | 90 | 205 | 230 | 267 | 135 | 128 | 111 | 83 | 108 | 75 | 82 | 39 | $G1_{1/4}$(15e• deep) | 64 | 10 | 2.5 | M6× 17 | M16× 1.5 | M25× 1.5 | – | – | M6× 15 | 0 /120 ° /240 ° | 140 |
| DHB 310B D55 | 3～ | 268 | 272 | 93 | 205 | 230 | 260 | 135 | 141 | 111 | 83 | 108 | 82 | 69 | 41 | $G1_{1/4}$(15e• deep) | 64 | 10 | 2.5 | M6× 17 | – | – | M25× 1.5 | M16× 1.5 | M6× 15 | 0 /120 ° /240 ° | 160 |
| DHB 310B D70 | 3～ | 268 | 272 | 93 | 205 | 230 | 260 | 135 | 141 | 111 | 83 | 108 | 82 | 69 | 41 | $G1_{1/4}$(15e• deep) | 64 | 10 | 2.5 | M6× 17 | – | – | – | – | M6× 15 | 0 /120 ° /240 ° | 160 |
| DHB 310A D55 | 1～ | 268 | 272 | 93 | 205 | 230 | 260 | 135 | 141 | 111 | 83 | 108 | 82 | 69 | 41 | $G1_{1/4}$(15e• deep) | 64 | 10 | 2.5 | M6× 17 | M16× 1.5 | M25× 1.5 | – | – | M6× 15 | 0 /120 ° /240 ° | 160 |
| DHB 310A D70 | 1～ | 268 | 272 | 93 | 205 | 230 | 260 | 135 | 141 | 111 | 83 | 108 | 82 | 69 | 41 | $G1_{1/4}$(15e• deep) | 64 | 10 | 2.5 | M6× 17 | M16× 1.5 | M25× 1.5 | – | – | M6× 15 | 0 /120 ° /240 ° | 160 |
| DHB 330B D55 | 3～ | 268 | 272 | 93 | 205 | 230 | 276 | 135 | 141 | 111 | 83 | 108 | 82 | 85 | 41 | $G1_{1/4}$(15e• deep) | 64 | 10 | 2.5 | M6× 17 | – | – | M25× 1.5 | M16× 1.5 | M6× 15 | 0 /120 ° /240 ° | 160 |
| DHB 330B D70 | 3～ | 268 | 272 | 93 | 205 | 230 | 276 | 135 | 141 | 111 | 83 | 108 | 82 | 85 | 41 | $G1_{1/4}$(15e• deep) | 64 | 10 | 2.5 | M6× 17 | – | – | M25× 1.5 | M16× 1.5 | M6× 15 | 0 /120 ° /240 ° | 160 |
| DHB 330A D70 | 1～ | 268 | 272 | 93 | 205 | 230 | 276 | 135 | 141 | 111 | 83 | 108 | 82 | 85 | 41 | $G1_{1/4}$(15e• deep) | 64 | 10 | 2.5 | M6× 17 | M16× 1.5 | M25× 1.5 | – | – | M6× 15 | 0 /120 ° /240 ° | 160 |



## Diemensions for side channel blower DHB410.,DHB430.,DHB490 (mm)

### 侧风道风机尺寸 DHB410.,DHB430.,DHB490 (mm)

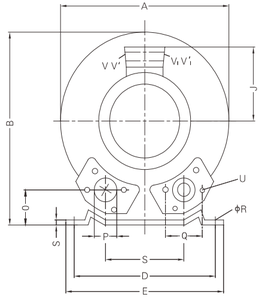


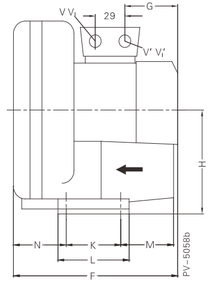


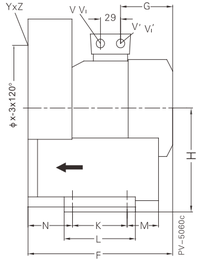


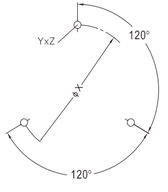


| Type | Phases | | | | | | | | | | | | | | | | | | | | | | | X-Holes | ϕx |
|---|---|---|---|---|---|---|---|---|---|---|---|---|---|---|---|---|---|---|---|---|---|---|---|---|---|
| 型号 | 相位 | A | B | C | D | E | F | G | H | J | K | L | M | N | O | P | Q | ϕR | S | U | $V_{(1)}$ | $V'_{(1)}$ | $V_{(2)}$ | $V'_{(2)}$ | Y× Z | | |
| DHB 410A D80 | 1～ | 286 | 302 | 115 | 225 | 225 | 294 | 156 | 154 | 120 | 95 | 130 | 70 | 75 | 46 | $G1_{1/4}$(15e• deep) | 72 | 12 | 3 | M6× 19 | M16× 1.5 | M25× 1.5 | – | – | M6× 15 | 0 /120 ° /240 ° | 174 |
| DHB 410A 1D3 | 1～ | 286 | 302 | 115 | 225 | 225 | 294 | 156 | 154 | 120 | 95 | 130 | 70 | 75 | 46 | $G1_{1/4}$(15e• deep) | 72 | 12 | 3 | M6× 19 | M16× 1.5 | M25× 1.5 | – | – | M6× 15 | 0 /120 ° /240 ° | 174 |
| DHB 410E 1D3 | 1～ | 286 | 302 | 115 | 225 | 225 | 294 | 156 | 154 | 120 | 95 | 130 | 70 | 75 | 46 | $G1_{1/4}$(15e• deep) | 72 | 12 | 3 | M6× 19 | M16× 1.5 | M25× 1.5 | – | – | M6× 15 | 0 /120 ° /240 ° | 174 |
| DHB 410B D70 | 3～ | 286 | 302 | 115 | 225 | 225 | 269 | 129 | 154 | 111 | 95 | 130 | 70 | 75 | 46 | $G1_{1/4}$(15e• deep) | 72 | 12 | 3 | M6× 19 | – | – | M25× 1.5 | M16× 1.5 | M6× 15 | 0 /120 ° /240 ° | 174 |
| DHB 410B D85 | 3～ | 286 | 302 | 115 | 225 | 255 | 292 | 156 | 154 | 120 | 95 | 130 | 70 | 75 | 46 | $G1_{1/4}$(15e• deep) | 72 | 12 | 3 | M6× 19 | – | – | M25× 1.5 | M16× 1.5 | M6× 15 | 0 /120 ° /240 ° | 174 |
| DHB 410B 1D3 | 3～ | 286 | 302 | 115 | 225 | 255 | 292 | 156 | 154 | 120 | 95 | 130 | 70 | 75 | 46 | $G1_{1/4}$(15e• deep) | 72 | 12 | 3 | M6× 19 | – | – | M25× 1.5 | M16× 1.5 | M6× 15 | 0 /120 ° /240 ° | 174 |
| DHB 430A D85 | 1～ | 286 | 302 | 115 | 225 | 255 | 311 | 156 | 154 | 120 | 95 | 130 | 70 | 75 | 46 | $G1_{1/4}$(15e• deep) | 72 | 12 | 3 | M6× 19 | M16× 1.5 | M25× 1.5 | – | – | M6× 15 | 0 /120 ° /240 ° | 174 |
| DHB 430A 1D3 | 1～ | 286 | 302 | 115 | 225 | 255 | 311 | 156 | 154 | 120 | 95 | 130 | 70 | 75 | 46 | $G1_{1/4}$(15e• deep) | 72 | 12 | 3 | M6× 19 | M16× 1.5 | M25× 1.5 | – | – | M6× 15 | 0 /120 ° /240 ° | 174 |
| DHB 430B D70 | 3～ | 286 | 302 | 115 | 225 | 255 | 288 | 129 | 154 | 111 | 95 | 130 | 70 | 75 | 46 | $G1_{1/4}$(15e• deep) | 72 | 12 | 3 | M6× 19 | – | – | M25× 1.5 | M16× 1.5 | M6× 15 | 0 /120 ° /240 ° | 174 |
| DHB 430B D85 | 3～ | 286 | 302 | 115 | 225 | 255 | 311 | 156 | 154 | 120 | 95 | 130 | 70 | 75 | 46 | $G1_{1/4}$(15e• deep) | 72 | 12 | 3 | M6× 19 | – | – | M25× 1.5 | M16× 1.5 | M6× 15 | 0 /120 ° /240 ° | 174 |
| DHB 430B 1D3 | 3～ | 286 | 302 | 115 | 225 | 255 | 311 | 156 | 154 | 120 | 95 | 130 | 70 | 75 | 46 | $G1_{1/4}$(15e• deep) | 72 | 12 | 3 | M6× 19 | – | – | M25× 1.5 | M16× 1.5 | M6× 15 | 0 /120 ° /240 ° | 174 |
| DHB 430E-1D3 | 1～ | 286 | 302 | 115 | 225 | 255 | 311 | 156 | 154 | 120 | 95 | 130 | 70 | 75 | 46 | $G1_{1/4}$(15e• deep) | 72 | 12 | 3 | M6× 19 | M16× 1.5 | M25× 1.5 | – | – | M6× 15 | 0 /120 ° /240 ° | 174 |
| DHB 490E-1D3 | 1～ | 286 | 302 | 115 | 225 | 255 | 311 | 156 | 154 | 120 | 95 | 130 | 70 | 75 | 46 | $G1_{1/4}$(15e• deep) | 72 | 12 | 3 | M6× 19 | M16× 1.5 | M25× 1.5 | – | – | M6× 15 | 0 /120 ° /240 ° | 174 |

## Diemensions for side channel blower DHB510.,DHB530.,DHB590 (mm)

侧风道风机尺寸 DHB220.,DHB320.,DHB420. (mm)

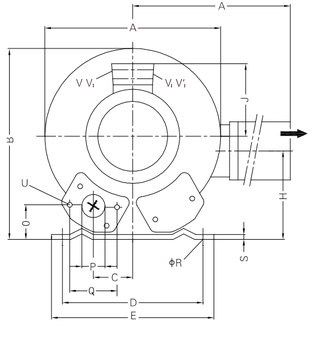


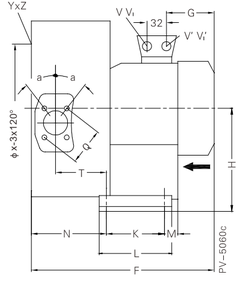


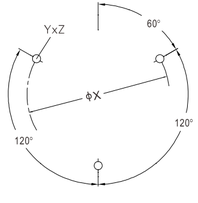


| Type | Phases | | | | | | | | | | | | | | | | | | | | | | | | | | | | |
|---|---|---|---|---|---|---|---|---|---|---|---|---|---|---|---|---|---|---|---|---|---|---|---|---|---|---|---|---|---|
| 型号 | 相位 | A | A' | B | C | D | E | F | G | H | H' | J | K | L | M | N | O | P | Q | ϕR | S | T | U | $V_{(1)}$ | $V'_{(1)}$ | $V_{(3-)}$ | $V'_{(3-)}$ | α | ϕX | Y×Z | X-Holes |
| DHB 220B 0D7 | 3～ | 284 | 316 | 270 | 45 | 205 | 230 | 316 | 135 | 128 | 106 | 111 | 83 | 108 | 75 | 130 | 39 | $G1_{1/4}$(15tie • deep) | 64 | 10 | 2.5 | 88 | M6× 17 | – | – | M25× 1.5 | M16× 1.5 | 27 ° | 140 | M6× 15 | 51 /171 /291 ° |
| DHB 320B 1D3 | 3～ | 293 | 324 | 286 | 47 | 205 | 230 | 354 | 160 | 141 | 114 | 120 | 83 | 108 | 82 | 138 | 41 | $G1_{1/4}$(15tie • deep) | 64 | 10 | 2.5 | 92 | M6× 17 | – | – | M25× 1.5 | M16× 1.5 | 27 ° | 160 | M6× 15 | 51 /171 /291 ° |
| DHB 320E 1D3 | 1～ | 293 | 324 | 286 | 47 | 205 | 230 | 354 | 160 | 141 | 114 | 120 | 83 | 108 | 82 | 138 | 41 | $G1_{1/4}$(15tie • deep) | 64 | 10 | 2.5 | 92 | M6× 17 | M25× 1.5 | M16× 1.5 | – | – | 27 ° | 160 | M6× 15 | 51 /171 /291 ° |
| DHB 420B 1D6 | 3～ | 322 | 324 | 315 | 58 | 225 | 255 | 401 | 191 | 154 | 153 | 128 | 95 | 130 | 73 | 151 | 45 | $G1_{1/4}$(15tie • deep) | 72 | 12 | 3 | 104 | M6× 19 | – | – | M25× 1.5 | M16× 1.5 | 28 ° | 174 | M6× 15 | 51 /171 /291 ° |
| DHB 420B 2D2 | 3～ | 322 | 324 | 315 | 58 | 225 | 255 | 401 | 191 | 154 | 153 | 128 | 95 | 130 | 73 | 151 | 45 | $G1_{1/4}$(15tie • deep) | 72 | 12 | 3 | 104 | M6× 19 | – | – | M25× 1.5 | M16× 1.5 | 28 ° | 174 | M6× 15 | 51 /171 /291 ° |
| DHB 420A 1D5 | 1～ | 322 | 324 | 315 | 58 | 225 | 255 | 401 | 191 | 154 | 153 | 128 | 95 | 130 | 73 | 151 | 45 | $G1_{1/4}$(15tie • deep) | 72 | 12 | 3 | 104 | M6× 19 | M16× 1.5 | M25× 1.5 | – | – | 28 ° | 174 | M6× 15 | 51 /171 /291 ° |
| DHB 420E 1D5 | 1～ | 322 | 324 | 315 | 58 | 225 | 255 | 401 | 191 | 154 | 153 | 128 | 95 | 130 | 73 | 151 | 45 | $G1_{1/4}$(15tie • deep) | 72 | 12 | 3 | 104 | M6× 19 | M16× 1.5 | M25× 1.5 | – | – | 28 ° | 174 | M6× 15 | 51 /171 /291 ° |



## Diemensions for side channel blower DHB510.,DHB530.,DHB590 (mm)

侧风道风机尺寸 DHB510.,DHB530.,DHB590 (mm)

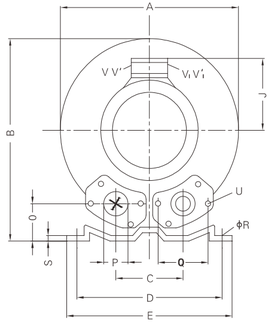


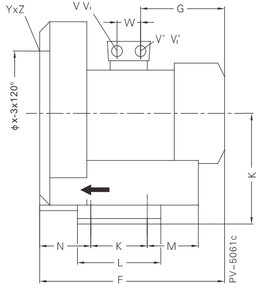


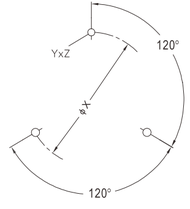


| Type | Phases | | | | | | | | | | | | | | | | | | | | | | | | | | | | |
|---|---|---|---|---|---|---|---|---|---|---|---|---|---|---|---|---|---|---|---|---|---|---|---|---|---|---|---|---|---|
| 型号 | 相位 | A | B | C | D | E | F | G | H | J | K | L | M | N | O | ϕR | Q | ϕR | S | U | $V_{(1)}$ | $V'_{(1)}$ | $V_{(3-)}$ | $V'_{(3-)}$ | Y× Z | X-Holes | ϕx | W |
| DHB 510A 1D3 | 1～ | 334 | 337 | 120 | 260 | 295 | 314 | 156 | 175 | 120 | 115 | 155 | 96 | 87 | 48 | 55 | 83 | 14 | 4 | M8× 17 | M16× 1.5 | M25× 1.5 | – | – | M8× 20 | 0 /120 ° /240 ° | 200 | 29 |
| DHB 510A 1D5 | 1～ | 334 | 337 | 120 | 260 | 295 | 345 | 191 | 175 | 128 | 115 | 155 | 96 | 87 | 48 | 55 | 83 | 14 | 4 | M8× 17 | M16× 1.5 | M25× 1.5 | – | – | M8× 20 | 0 /120 ° /240 ° | 200 | 29 |
| DHB 510E 1D5 | 1～ | 334 | 337 | 120 | 260 | 295 | 345 | 191 | 175 | 128 | 115 | 155 | 96 | 87 | 48 | 55 | 83 | 14 | 4 | M8× 17 | M16× 1.5 | M25× 1.5 | – | – | M8× 20 | 0 /120 ° /240 ° | 200 | 29 |
| DHB 510B D85 | 3～ | 334 | 337 | 120 | 260 | 295 | 314 | 156 | 175 | 120 | 115 | 155 | 96 | 87 | 48 | 55 | 83 | 14 | 4 | M8× 17 | – | – | M25× 1.5 | M16× 1.5 | M8× 20 | 0 /120 ° /240 ° | 200 | 29 |
| DHB 510B 1D3 | 3～ | 334 | 337 | 120 | 260 | 295 | 314 | 156 | 175 | 120 | 115 | 155 | 96 | 87 | 48 | 55 | 83 | 14 | 4 | M8× 17 | – | – | M25× 1.5 | M16× 1.5 | M8× 20 | 0 /120 ° /240 ° | 200 | 29 |
| DHB 510B 1D6 | 3～ | 334 | 337 | 120 | 260 | 295 | 346 | 191 | 175 | 128 | 115 | 155 | 96 | 87 | 48 | 55 | 83 | 14 | 4 | M8× 17 | – | – | M25× 1.5 | M16× 1.5 | M8× 20 | 0 /120 ° /240 ° | 200 | 29 |
| DHB 510B 2D2 | 3～ | 334 | 337 | 120 | 260 | 295 | 346 | 191 | 175 | 128 | 115 | 155 | 96 | 87 | 48 | 55 | 83 | 14 | 4 | M8× 17 | – | – | M25× 1.5 | M16× 1.5 | M8× 20 | 0 /120 ° /240 ° | 200 | 29 |
| DHB 530A 1D3 | 1～ | 334 | 337 | 120 | 260 | 295 | 334 | 156 | 175 | 120 | 115 | 155 | 96 | 87 | 48 | 55 | 83 | 14 | 4 | M8× 17 | M16× 1.5 | M25× 1.5 | – | – | M8× 20 | 0 /120 ° /240 ° | 200 | 29 |
| DHB 530A 1D5 | 1～ | 334 | 337 | 120 | 260 | 295 | 365 | 191 | 175 | 128 | 115 | 155 | 96 | 87 | 48 | 55 | 83 | 14 | 4 | M8× 17 | M16× 1.5 | M25× 1.5 | – | – | M8× 20 | 0 /120 ° /240 ° | 200 | 29 |
| DHB 530B D85 | 3～ | 334 | 337 | 120 | 260 | 295 | 334 | 156 | 175 | 120 | 115 | 155 | 96 | 87 | 48 | 55 | 83 | 14 | 4 | M8× 17 | – | – | M25× 1.5 | M16× 1.5 | M8× 20 | 0 /120 ° /240 ° | 200 | 29 |
| DHB 530B 1D3 | 3～ | 334 | 337 | 120 | 260 | 295 | 334 | 156 | 175 | 120 | 115 | 155 | 96 | 87 | 48 | 55 | 83 | 14 | 4 | M8× 17 | – | – | M25× 1.5 | M16× 1.5 | M8× 20 | 0 /120 ° /240 ° | 200 | 29 |
| DHB 530B 1D6 | 3～ | 334 | 337 | 120 | 260 | 295 | 365 | 191 | 175 | 128 | 115 | 155 | 96 | 87 | 48 | 55 | 83 | 14 | 4 | M8× 17 | – | – | M25× 1.5 | M16× 1.5 | M8× 20 | 0 /120 ° /240 ° | 200 | 29 |
| DHB 530B 2D2 | 3～ | 334 | 337 | 120 | 260 | 295 | 365 | 191 | 175 | 128 | 115 | 155 | 96 | 87 | 48 | 55 | 83 | 14 | 4 | M8× 17 | – | – | M25× 1.5 | M16× 1.5 | M8× 20 | 0 /120 ° /240 ° | 200 | 29 |
| DHB 530E 1D5 | 1～ | 334 | 337 | 120 | 260 | 295 | 365 | 191 | 175 | 128 | 115 | 155 | 96 | 87 | 48 | 55 | 83 | 14 | 4 | M8× 17 | M16× 1.5 | M25× 1.5 | – | – | M8× 20 | 0 /120 ° /240 ° | 200 | 29 |
| DHB 510B 1D1 | 3～ | 334 | 337 | 120 | 260 | 295 | 365 | 191 | 175 | 128 | 115 | 155 | 96 | 87 | 48 | 55 | 83 | 14 | 4 | M8× 17 | | – | M25× 1.5 | M16× 1.5 | M8× 20 | 0 /120 ° /240 ° | 200 | 29 |

## Diemensions for side channel blower DHB610.,DHB630.,DHB710.,DHB730.,DHB790.(mm)

侧风道风机尺寸 DHB610.,DHB630.,DHB710.,DHB730.,DHB790. (mm)

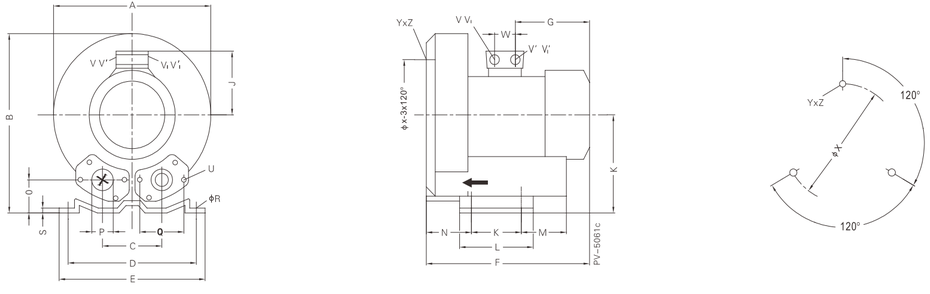





| Type | Phases | | | | | | | | | | | | | | | | | | | | | | | | | | |
|---|---|---|---|---|---|---|---|---|---|---|---|---|---|---|---|---|---|---|---|---|---|---|---|---|---|---|---|
| 型号 | 相位 | A | B | C | D | E | F | G | H | J | K | L | M | N | O | ϕP | Q | ϕR | S | U | $V_{(1-)}$ | $V'_{(1-)}$ | $V_{1(3-)}$ | $V'_{1(3-)}$ | Y × Z | X-Holes | ϕX | W |
| DHB 610B 1D6 | 3～ | 360 | 366 | 122 | 290 | 325 | 354 | 191 | 192 | 128 | 140 | 180 | 84 | 94 | 52 | 56 | 83 | 13 | 4.5 | M8× 17 | – | – | M25× 1.5 | M16× 1.5 | M8× 20 | 0 /120 /240 ° | 226 | 29 |
| DHB 610B 2D2 | 3～ | 360 | 366 | 122 | 290 | 325 | 354 | 191 | 192 | 128 | 140 | 180 | 84 | 94 | 52 | 56 | 83 | 13 | 4.5 | M8× 17 | – | – | M25× 1.5 | M16× 1.5 | M8× 20 | 0 /120 /240 ° | 226 | 29 |
| DHB 610B 003 | 3～ | 360 | 366 | 122 | 290 | 325 | 385 | 188 | 192 | 135 | 140 | 180 | 84 | 94 | 52 | 56 | 83 | 13 | 4.5 | M8× 17 | M32× 1.5 | M32× 1.5 | M32× 1.5 | M32× 1.5 | M8× 20 | 0 /120 /240 ° | 226 | 42 |
| DHB 630B 1D6 | 3～ | 360 | 366 | 122 | 290 | 325 | 372 | 191 | 192 | 128 | 140 | 180 | 84 | 94 | 52 | 56 | 83 | 13 | 4.5 | M8× 17 | – | – | M25× 1.5 | M16× 1.5 | M8× 20 | 0 /120 /240 ° | 226 | 29 |
| DHB 630B 2D2 | 3～ | 360 | 366 | 122 | 290 | 325 | 372 | 191 | 192 | 128 | 140 | 180 | 84 | 94 | 52 | 56 | 83 | 13 | 4.5 | M8× 17 | – | – | M25× 1.5 | M16× 1.5 | M8× 20 | 0 /120 /240 ° | 226 | 29 |
| DHB 630B 003 | 3～ | 360 | 366 | 122 | 290 | 325 | 403 | 188 | 192 | 135 | 140 | 180 | 84 | 94 | 52 | 56 | 83 | 13 | 4.5 | M8× 17 | M32× 1.5 | M32× 1.5 | M32× 1.5 | M32× 1.5 | M8× 20 | 0 /120 /240 ° | 226 | 42 |
| 2RB 710E-2D2 | 1～ | 382 | 384 | 125 | 290 | 325 | 404 | 218 | 197 | 128 | 140 | 180 | 84 | 109 | 54 | 55 | 83 | 15 | 4.5 | M8× 17 | M25× 1.5 | M16× 1.5 | – | – | M10× 20 | 0 /120 /240 ° | 240 | 29 |
| DHB 710B 1D6 | 3～ | 382 | 384 | 125 | 290 | 325 | 377 | 191 | 197 | 128 | 140 | 180 | 84 | 109 | 54 | 55 | 83 | 15 | 4.5 | M8× 17 | – | – | M25× 1.5 | M16× 1.5 | M10× 20 | 0 /120 /240 ° | 240 | 29 |
| DHB 710B 2D2 | 3～ | 382 | 384 | 125 | 290 | 325 | 377 | 191 | 197 | 128 | 140 | 180 | 84 | 109 | 54 | 55 | 83 | 15 | 4.5 | M8× 17 | – | – | – | – | M10× 20 | 0 /120 /240 ° | 240 | 29 |
| DHB 710B 003 | 3～ | 382 | 384 | 125 | 290 | 325 | 409 | 188 | 197 | 135 | 140 | 180 | 84 | 109 | 54 | 55 | 83 | 15 | 4.5 | M8× 17 | M32× 1.5 | M32× 1.5 | M32× 1.5 | M32× 1.5 | M10× 20 | 0 /120 /240 ° | 240 | 42 |
| DHB 710C 004 | 3～ | 382 | 384 | 125 | 290 | 325 | 432 | 209 | 197 | 148 | 140 | 180 | 84 | 109 | 54 | 55 | 83 | 15 | 4.5 | M8× 17 | M32× 1.5 | M32× 1.5 | M32× 1.5 | M32× 1.5 | M10× 20 | 0 /120 /240 ° | 240 | 42 |
| DHB 730B 1D6 | 3～ | 382 | 384 | 125 | 290 | 325 | 387 | 191 | 197 | 128 | 140 | 180 | 84 | 109 | 54 | 55 | 83 | 15 | 4.5 | M8× 17 | M26× 1.5 | M16× 1.5 | – | – | M10× 20 | 0 /120 /240 ° | 240 | 29 |
| DHB 730B 2D2 | 3～ | 382 | 384 | 125 | 290 | 325 | 387 | 191 | 197 | 128 | 140 | 180 | 84 | 109 | 54 | 55 | 83 | 15 | 4.5 | M8× 17 | M25× 1.5 | M16× 1.5 | – | – | M10× 20 | 0 /120 /240 ° | 240 | 29 |
| DHB 730B 003 | 3～ | 382 | 384 | 125 | 290 | 325 | 419 | 189 | 197 | 135 | 140 | 180 | 84 | 109 | 54 | 55 | 83 | 15 | 4.5 | M8× 17 | M32× 1.5 | M32× 1.5 | M32× 1.5 | M32× 1.5 | M10× 20 | 0 /120 /240 ° | 240 | 42 |
| DHB 730C 004 | 3～ | 382 | 384 | 125 | 290 | 325 | 432 | 209 | 197 | 148 | 140 | 180 | 84 | 109 | 54 | 55 | 83 | 15 | 4.5 | M8× 17 | M32× 1.5 | M32× 1.5 | M32× 1.5 | M32× 1.5 | M10× 20 | 0 /120 /240 ° | 240 | 42 |
| DHB 790B 2D2 | 3～ | 382 | 384 | 125 | 290 | 325 | 377 | 185 | 197 | 128 | 140 | 180 | 84 | 109 | 54 | 55 | 83 | 15 | 4.5 | M8× 17 | – | – | M25× 1.5 | M16× 1.5 | M10× 20 | 0 /120 /240 ° | 240 | 29 |



## Diemensions for side channel blower DHB520.,DHB720.,DHB740 (mm) 侧风道风机尺寸 DHB520.,DHB720.,DHB740 (mm)

DHB 720.-...4.
-...5.

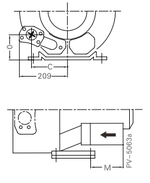


DHB 520.-...4.
-...5.

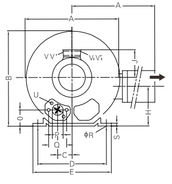


2RB 720.-...1.
-...2.
-...3.

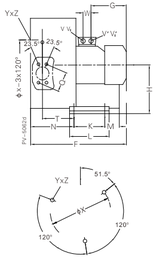


DHB 740.-...4.
-...5.

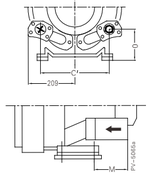


DHB 740.-...3.

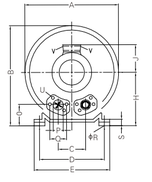


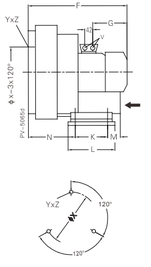


| Type | Phases | | | | | | | | | | | | | | | | | | | | | | | | | | | | |
|---|---|---|---|---|---|---|---|---|---|---|---|---|---|---|---|---|---|---|---|---|---|---|---|---|---|---|---|---|---|
| 型号 | 相位 | A | A' | B | C | D | E | F | G | H | H' | J | K | L | M | N | O | ϕP | Q | ϕR | S | T | U | V | V' | $V_1$ | $V'_1$ | ϕX | Y× Z | X-Holes | W |
| DHB 520B 003 | 3～ | 372 | 411 | 371 | 60 | 260 | 295 | 465 | 190 | 175 | 144 | 135 | 115 | 155 | 98 | 171 | 48 | 55 | 83 | 14 | 4 | 116 | M8× 17 | M32× 1.5 | M32× 1.5 | M32× 1.5 | M32× 1.5 | 200 | M8× 20 | 51.5 /171.5 ° /291.5 ° | 42 |
| DHB 520B 004 | 3～ | 372 | 411 | 371 | 60 | 260 | 295 | 499 | 224 | 175 | 144 | 135 | 115 | 155 | 98 | 171 | 48 | 55 | 83 | 14 | 4 | 116 | M8× 17 | M32× 1.5 | M32× 1.5 | M32× 1.5 | M32× 1.5 | 200 | M8× 20 | 51.5 /171.5 ° /291.5 ° | 42 |
| DHB 720B 2D2 | 3～ | 426 | 426 | 420 | 63 | 290 | 325 | 473 | 185 | 197 | 162 | 128 | 140 | 180 | 84 | 205 | 53 | 55 | 83 | 15 | 4.5 | 130 | M8× 17 | M25× 1.5 | M16× 1.5 | – | – | 240 | M10× 20 | 51.5 /171.5 ° /291.5 ° | 29 |
| DHB 720B 003 | 3～ | 426 | 426 | 420 | 63 | 290 | 325 | 507 | 180 | 197 | 162 | 135 | 140 | 180 | 84 | 205 | 53 | 55 | 83 | 15 | 4.5 | 130 | M8× 17 | M32× 1.5 | M32× 1.5 | M32× 1.5 | M32× 1.5 | 240 | M10× 20 | 51.5 /171.5 ° /291.5 ° | 42 |
| DHB 720C 4D3 | 3～ | 426 | 426 | 420 | 63 | 290 | 325 | 526 | 209 | 197 | 162 | 148 | 140 | 180 | 84 | 205 | 53 | 55 | 83 | 15 | 4.5 | 130 | M8× 17 | M32× 1.5 | M32× 1.5 | M32× 1.5 | M32× 1.5 | 240 | M10× 20 | 51.5 /171.5 ° /291.5 ° | 42 |
| DHB 720C 5D5 | 3～ | 426 | 426 | 420 | 154 | 290 | 325 | 571 | 226 | 197 | 162 | 167 | 140 | 180 | 225 | 205 | 94 | 55 | 83 | 15 | 4.5 | 130 | M8× 17 | M32× 1.5 | M32× 1.5 | M32× 1.5 | M32× 1.5 | 240 | M10× 20 | 51.5 /171.5 ° /291.5 ° | 42 |
| DHB 720C 7D5 | 3～ | 426 | 426 | 420 | 154 | 290 | 325 | 571 | 226 | 197 | 162 | 167 | 140 | 180 | 225 | 205 | 94 | 55 | 83 | 15 | 4.5 | 130 | M8× 17 | M32× 1.5 | M32× 1.5 | M32× 1.5 | M32× 1.5 | 240 | M10× 20 | 51.5 /171.5 ° /291.5 ° | 42 |

| Type | Phases | | | | | | | | | | | | | | | | | | | | | | | | | |
|---|---|---|---|---|---|---|---|---|---|---|---|---|---|---|---|---|---|---|---|---|---|---|---|---|---|---|
| 型号 | 相位 | A | B | C | C' | D | E | F | G | H | J | K | L | M | N | O | ϕP | Q | ϕR | S | U | V | ϕX | Y × Z | X-Holes | |
| DHB 740C 4D3 | 3～ | 420 | 468 | 125 | – | 290 | 325 | 526 | 209 | 257 | 148 | 140 | 180 | 84 | 205 | 114 | 55 | 83 | 15 | 64.5 | M8× 17 | 4× M32× 1.5 | 240 | M10 × 20 | 0 /120 ° /240 ° | |
| DHB 740C 5D5 | 3～ | 420 | 468 | – | 308 | 290 | 325 | 571 | 226 | 257 | 167 | 140 | 180 | 225 | 205 | 114 | 55 | 83 | 15 | 64.5 | M8× 17 | 4× M32× 1.5 | 240 | M10 × 20 | 0 /120 ° /240 ° | |
| DHB 740C 7D5 | 3～ | 420 | 468 | – | 308 | 290 | 325 | 571 | 226 | 257 | 167 | 140 | 180 | 225 | 205 | 114 | 55 | 83 | 15 | 64.5 | M8× 17 | 4× M32× 1.5 | 240 | M10 × 20 | 0 /120 ° /240 ° | |

## Diemensions for side channel blower 侧风道风机尺寸 DHB810.,DHB820.,DHB830.,DHB840.(mm)

DHB 810./DHB 830.

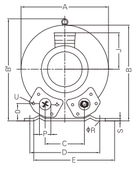

DHB 820.-...1.
-...2.

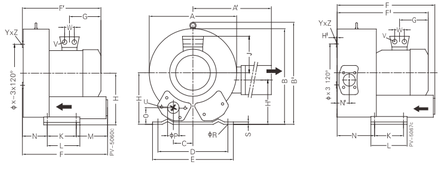

DHB 840.-...2.

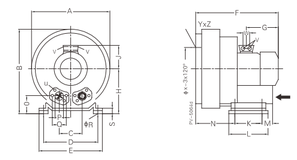

2RB 820.-...3.
-...4.

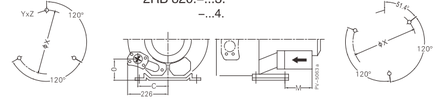

2RB 840.-...3.

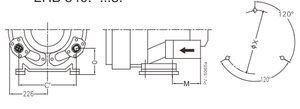

| Type | Phases | | | | | | | | | | | | | | | | | | | | | | | | | |
|---|---|---|---|---|---|---|---|---|---|---|---|---|---|---|---|---|---|---|---|---|---|---|---|---|---|---|
| 型号 | 相位 | A | A' | B | B' | C | D | E | F | F' | G | H | H' | J | K | L | M | N | N' | O | ϕP | ϕR | S | V | W | ϕX | Y×Z | X-Holes |
| DHB 810C 4D3 | 3～ | 451 | – | 461 | 509 | 152 | 356 | 433 | 433 | 450 | 230 | 240 | – | 148 | 170 | 217 | 140 | 124 | – | 65 | 65 | 15 | 6 | 4× M32× 1.5 | 42 | 286 | M12×20 | 0 /120 /240 ° |
| DHB 810C 5D5 | 3～ | 451 | – | 461 | 509 | 152 | 356 | 433 | 433 | 477 | 247 | 240 | – | 148 | 170 | 217 | 140 | 124 | – | 65 | 65 | 15 | 6 | 4× M32× 1.5 | 42 | 286 | M12×20 | 0 /120 /240 ° |
| DHB 810C 7D5 | 3～ | 451 | – | 461 | 509 | 152 | 356 | 433 | 433 | 477 | 247 | 240 | – | 148 | 170 | 217 | 140 | 124 | – | 65 | 65 | 15 | 6 | 4× M32× 1.5 | 42 | 286 | M12×20 | 0 /120 /240 ° |
| DHB 820C 5D5 | 3～ | 500 | 549 | 490 | 509 | – | 356 | 545 | 545 | 589 | 247 | 240 | 199 | 148 | 170 | 217 | 140 | 236 | 84 | 65 | 65 | 15 | 6 | 4× M32× 1.5 | 42 | 286 | M12×20 | 58.5 /171.5 /291.5 ° |
| DHB 820C 7D5 | 3～ | 500 | 549 | 490 | 509 | – | 356 | 545 | 545 | 589 | 247 | 240 | 199 | 167 | 170 | 217 | 140 | 236 | 84 | 65 | 65 | 15 | 6 | 4× M32× 1.5 | 42 | 286 | M12×20 | 58.5 /171.5 /291.5 ° |
| DHB 820C 011 | 3～ | 500 | 549 | 490 | 509 | – | 356 | 545 | 717 | 694 | 318 | 240 | 199 | 197 | 170 | 217 | 312 | 212 | 84 | 105 | 65 | 15 | 6 | 4× M32× 1.5 | 54 | 286 | M12×20 | 58.5 /171.5 /291.5 ° |
| DHB 820C 015 | 3～ | 500 | 549 | 490 | 509 | 152 | 356 | 545 | 717 | 694 | 318 | 240 | 199 | 197 | 170 | 217 | 312 | 212 | 84 | 105 | 65 | 15 | 6 | 4× M32× 1.5 | 54 | 286 | M12×20 | 58.5 /171.5 /291.5 ° |
| DHB 830C 4D3 | 3～ | 451 | – | 461 | 509 | 152 | 356 | 449 | 449 | 466 | 230 | 240 | – | 148 | 170 | 217 | 140 | 139 | – | 65 | 65 | 15 | 6 | 4× M32× 1.5 | 42 | 286 | M12×20 | 0 /120 /240 ° |
| DHB 830C 5D5 | 3～ | 451 | – | 461 | 509 | 152 | 356 | 449 | 449 | 492 | 247 | 240 | – | 167 | 170 | 217 | 140 | 139 | – | 65 | 65 | 15 | 6 | 4× M32× 1.5 | 42 | 286 | M12×20 | 0 /120 /240 ° |
| DHB 830C 7D5 | 3～ | 451 | – | 461 | 509 | 152 | 356 | 449 | 449 | 492 | 247 | 240 | – | 167 | 170 | 217 | 140 | 139 | – | 65 | 65 | 15 | 6 | 4× M32× 1.5 | 42 | 286 | M12×20 | 0 /120 /240 ° |

| Type | Phases | | | | | | | | | | | | | | | | | | | | | | | | X-Holes |
|---|---|---|---|---|---|---|---|---|---|---|---|---|---|---|---|---|---|---|---|---|---|---|---|---|---|
| 型号 | 相位 | A | B | C | C' | D | E | F | G | H | J | K | L | M | N | O | ϕP | ϕR | S | V | W | ϕX | Y×Z | |
| DHB 840C 7D5 | 3～ | 500 | 550 | 152 | – | 356 | 394 | 589 | 226 | 300 | 167 | 170 | 217 | 140 | 236 | 125 | 65 | 15 | 66 | 4× M32× 1.5 | 42 | 286 | M12×20 | 0 /120 /240 ° |
| DHB 840C 011 | 3～ | 500 | 550 | – | 336 | 356 | 394 | 694 | 318 | 300 | 197 | 170 | 217 | 312 | 212 | 165 | 65 | 15 | 66 | 4× M40× 1.5 | 54 | 286 | M12×20 | 0 /120 /240 ° |



## Diemensions for side channel blower 侧风道风机尺寸 DHB910.,DHB920.,DHB930 (mm)

DHB910./DHB930..

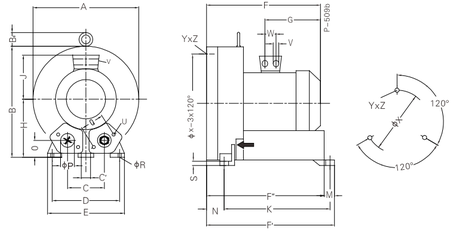

DHB920.

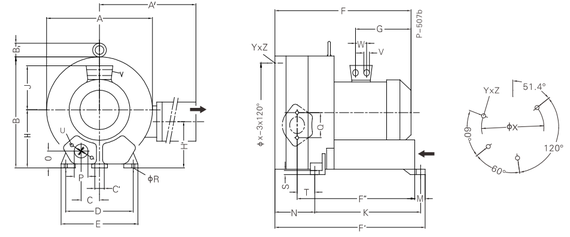

| Type | Phases | | | | | | | | | | | | | | | | | | | | | | | | | | X-Holes |
|---|---|---|---|---|---|---|---|---|---|---|---|---|---|---|---|---|---|---|---|---|---|---|---|---|---|---|---|
| 型号 | 相位 | A | B | B' | C | C' | D | E | F | F' | F'' | G | H | J | K | M | N | O | ϕP | Q | ϕR | S | U | V | W | ϕX | Y× Z | |
| DHB 910C 8D5 | 3～ | 550 | 569 | 55 | 207 | 15 | 360 | 415 | 525 | 644 | 605 | 268 | 300 | 167 | 533 | 39 | 89 | 92 | 100 | 150 | 15 | 21 | M12× 30 | 4× M32× 1.5 | 42 | 490 | M12× 30 | 0 /120 ° /240 ° |
| DHB 910C 12D5 | 3～ | 550 | 569 | 55 | 207 | 15 | 360 | 415 | 611 | 644 | 605 | 345 | 300 | 197 | 533 | 39 | 89 | 92 | 100 | 150 | 15 | 21 | M12× 30 | 4× M32× 1.5 | 54 | 490 | M12× 30 | 0 /120 ° /240 ° |
| DHB 910C 18D5 | 3～ | 550 | 569 | 55 | 207 | 15 | 360 | 415 | 611 | 644 | 605 | 345 | 300 | 197 | 533 | 39 | 89 | 92 | 100 | 150 | 15 | 21 | M12× 30 | 4× M32× 1.5 | 54 | 490 | M12× 30 | 0 /120 ° /240 ° |
| DHB 930C 8D5 | 3～ | 550 | 569 | 55 | 207 | 15 | 360 | 415 | 563 | 682 | 643 | 268 | 300 | 167 | 533 | 39 | 127 | 92 | 100 | 150 | 15 | 21 | M12× 30 | 4× M32× 1.5 | 42 | 490 | M12× 30 | 0 /120 ° /240 ° |
| DHB 930C 12D5 | 3～ | 550 | 569 | 55 | 207 | 15 | 360 | 415 | 649 | 682 | 643 | 345 | 300 | 197 | 533 | 39 | 127 | 92 | 100 | 150 | 15 | 21 | M12× 30 | 4× M32× 1.5 | 54 | 490 | M12× 30 | 0 /120 ° /240 ° |
| DHB 930C 18D5 | 3～ | 550 | 569 | 55 | 207 | 15 | 360 | 415 | 649 | 682 | 643 | 345 | 300 | 197 | 533 | 39 | 127 | 92 | 100 | 150 | 15 | 21 | M12× 30 | 4× M32× 1.5 | 54 | 490 | M12× 30 | 0 /120 ° /240 ° |

| Type | Phases | | | | | | | | | | | | | | | | | | | | | | | | | | | X-Holes |
|---|---|---|---|---|---|---|---|---|---|---|---|---|---|---|---|---|---|---|---|---|---|---|---|---|---|---|---|---|
| 型号 | 相位 | A | A' | B | B' | C | C' | D | E | F | F' | F'' | G | H | H' | J | K | M | N | O | ϕP | Q | ϕR | S | T | U | V | W | ϕX | Y×Z | |
| DHB 920C 12D5 | 3～ | 615 | 780 | 607 | 55 | 103.5 | 15 | 360 | 415 | 752 | 786 | 634 | 345 | 300 | 236 | 197 | 533 | 39 | 230 | 92 | 100 | 150 | 15 | 21 | 117 | M12× 30 | 4× M40× 1.5 | 54 | 490 | M12× 30 | 51 /120 ° /240 ° |
| DHB 920C 16D5 | 3～ | 615 | 780 | 607 | 55 | 103.5 | 15 | 360 | 415 | 752 | 786 | 634 | 345 | 300 | 236 | 197 | 533 | 39 | 230 | 92 | 100 | 150 | 15 | 21 | 117 | M12× 30 | 4× M40× 1.5 | 54 | 490 | M12× 30 | 51 /120 ° /240 ° |
| DHB 920C 020 | 3～ | 615 | 780 | 607 | 55 | 103.5 | 15 | 360 | 415 | 752 | 786 | 634 | 345 | 300 | 236 | 197 | 533 | 39 | 230 | 92 | 100 | 150 | 15 | 21 | 117 | M12× 30 | 4× M40× 1.5 | 54 | 490 | M12× 30 | 51 /120 ° /240 ° |
| DHB 920C 025 | 3～ | 615 | 780 | 607 | 55 | 103.5 | 15 | 360 | 415 | 812 | 786 | 634 | 345 | 300 | 236 | 197 | 533 | 39 | 230 | 92 | 100 | 150 | 15 | 21 | 117 | M12× 30 | 4× M40× 1.5 | 54 | 490 | M12× 30 | 51 /120 ° /240 ° |

## Diemensions for side channel blower 侧风道风机尺寸 DHB940.,DHB943.(mm)

DHB940

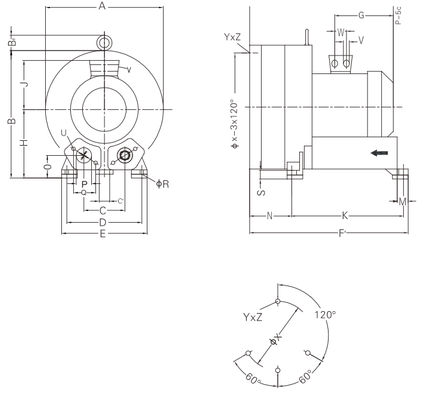


DHB943

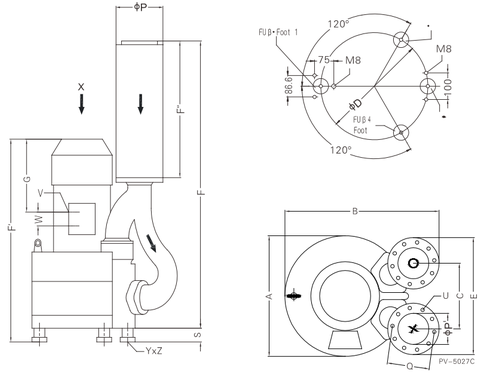


| Type | Phases | | | | | | | | | | | | | | | | | | | | | | | | |
|---|---|---|---|---|---|---|---|---|---|---|---|---|---|---|---|---|---|---|---|---|---|---|---|---|---|
| 型号 | 相位 | A | B | $B_1$ | C | C' | D | E | F | F' | G | H | J | K | M | N | O | ϕP | Q | ϕR | S | U | V | W | ϕX | Y×Z | X-Holes |
| DHB 940C 015 | 3～ | 615 | 663 | 55 | 207 | 15 | 360 | 415 | 752 | 786 | 345 | 350 | 197 | 533 | 39 | 230 | 132 | 100 | 140 | 15 | 79 | M12× 35 | 4× M40× 1.5 | 54 | 490 | M12×30 | 0 /120 /240 ° |
| DHB 940C 020 | 3～ | 615 | 663 | 55 | 207 | 15 | 360 | 415 | 752 | 786 | 345 | 350 | 197 | 533 | 39 | 230 | 132 | 100 | 140 | 15 | 79 | M12× 35 | 4× M40× 1.5 | 54 | 490 | M12×30 | 0 /120 /240 ° |
| DHB 940C 025 | 3～ | 615 | 663 | 55 | 207 | 15 | 360 | 415 | 752 | 786 | 345 | 350 | 197 | 533 | 39 | 230 | 132 | 100 | 140 | 15 | 79 | M12× 35 | 4× M40× 1.5 | 54 | 490 | M12×30 | 0 /120 /240 ° |

| Type | Phases | | | | | | | | | | | | | | | | | |
|---|---|---|---|---|---|---|---|---|---|---|---|---|---|---|---|---|---|---|
| 型号 | 相位 | A | B | C | D | E | F | F' | F* | G | P | P' | Q | S | U | V | W | Y× Z |
| DHB 943C 015 | 3～ | 615 | 723 | 307 | 490 | 526 | 1201 | 848 | 578 | 291 | 219 | 135 | 201 | 58 | M8× 40 | 4× M40× 1.5 | 54 | M12× 10.5 |
| DHB 943C 020 | 3～ | 615 | 723 | 307 | 490 | 526 | 1201 | 848 | 578 | 291 | 219 | 135 | 201 | 58 | M8× 40 | 4× M40× 1.5 | 54 | M12× 10.5 |
| DHB 943C 025 | 3～ | 615 | 723 | 307 | 490 | 526 | 1201 | 848 | 578 | 291 | 219 | 135 | 201 | 58 | M8× 40 | 4× M40× 1.5 | 54 | M12× 10.5 |



## Diemensions for side channel blower 侧风道风机尺寸 DHBT210.,DHBT310.,DHBT410.,DHBT510.,DHBT610.(mm)

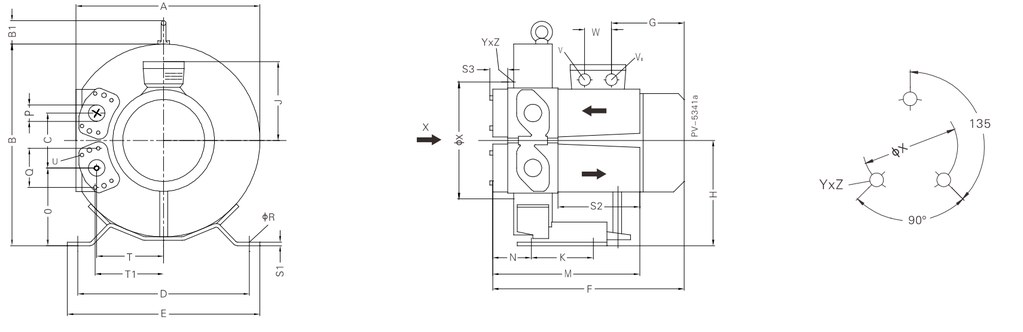


| Type | Phases | | | | | | | | | | | | | | | | | | | | | | | | | | | |
|---|---|---|---|---|---|---|---|---|---|---|---|---|---|---|---|---|---|---|---|---|---|---|---|---|---|---|---|---|
| 型号 | 相位 | A | B | B' | C | D | E | F | G | H | J | K | M | N | O | P | Q | ϕR | $S_1$ | $S_2$ | $S_3$ | T | $T_1$ | U | V | $V_1$ | W | ϕX | Y×Z |
| DHBT 210B D55 | 3～ | 294 | 319 | 39 | 87 | 260 | 298 | 293 | 129 | 167 | 111 | 105 | 252 | 65 | 124 | G1¼ (18deep) | 64 | 14 | 4 | 140 | 31 | 105 | 107 | M6×17 | M25×1.5 | M16×1.5 | 32 | 153 | M6×15 |
| DHBT 210E D55 | 1～ | 294 | 319 | 39 | 87 | 260 | 298 | 293 | 129 | 167 | 111 | 105 | 252 | 65 | 124 | G1¼ (18deep) | 64 | 14 | 4 | 140 | 31 | 105 | 107 | M6×17 | M25×1.5 | M16×1.5 | 32 | 153 | M6×15 |
| DHBT 310B D55 | 3～ | 313 | 339 | 39 | 94 | 290 | 325 | 295 | 153 | 177 | 120 | 105 | 256 | 67 | 130 | G1¼ (18deep) | 64 | 14 | 4 | 140 | 31 | 114 | 116 | M6×17 | M25×1.5 | M16×1.5 | 32 | 153 | M6×15 |
| DHBT 310B D81 | 3～ | 313 | 339 | 39 | 94 | 290 | 325 | 295 | 153 | 177 | 120 | 105 | 256 | 67 | 130 | G1¼ (18deep) | 64 | 14 | 4 | 140 | 31 | 114 | 116 | M6×17 | M25×1.5 | M16×1.5 | 32 | 153 | M6×15 |
| DHBT 310E D94 | 1～ | 313 | 339 | 39 | 94 | 290 | 325 | 295 | 153 | 177 | 120 | 105 | 256 | 67 | 130 | G1¼ (18deep) | 64 | 14 | 4 | 140 | 31 | 114 | 116 | M6×17 | M25×1.5 | M16×1.5 | 32 | 153 | M6×15 |
| 4RBT 310E D94 | 1～ | 313 | 339 | 39 | 94 | 290 | 325 | 295 | 153 | 177 | 120 | 105 | 256 | 67 | 130 | G1¼ (18deep) | 64 | 14 | 4 | 140 | 31 | 114 | 116 | M6×17 | M25×1.5 | M16×1.5 | 32 | 153 | M6×15 |
| DHBT 410B 1D1 | 3～ | 346 | 375 | 38 | 103 | 315 | 350 | 321 | 153 | 195 | 120 | 130 | 260 | 66 | 143 | G1¼ (18deep) | 64 | 14 | 4 | 140 | 31 | 125 | 127 | M6×17 | M25×1.5 | M16×1.5 | 32 | 167 | M6×15 |
| DHBT 410A 1D1 | 1～ | 346 | 375 | 38 | 103 | 315 | 350 | 321 | 153 | 195 | 120 | 130 | 260 | 66 | 143 | G1¼ (18deep) | 64 | 14 | 4 | 140 | 31 | 125 | 127 | M6×17 | M25×1.5 | M16×1.5 | 32 | 167 | M6×15 |
| DHBT 510B 1D5 | 3～ | 368 | 395 | 39 | 114 | 328 | 363 | 361 | 185 | 205 | 128 | 152 | 265 | 68 | 148 | G1¼ (18deep) | 64 | 14 | 5 | 140 | 31 | 137 | 138 | M6×17 | M25×1.5 | M16×1.5 | 32 | 192 | M8×15 |
| DHBT 510B 2D2 | 3～ | 368 | 395 | 39 | 114 | 328 | 363 | 361 | 185 | 205 | 128 | 152 | 265 | 68 | 148 | G1¼ (18deep) | 64 | 14 | 5 | 140 | 31 | 137 | 138 | M6×17 | M25×1.5 | M16×1.5 | 32 | 192 | M8×15 |
| DHBT 610B 2D2 | 3～ | 418 | 455 | 39 | 127 | 371 | 406 | 364 | 185 | 235 | 128 | 152 | 271 | 72 | 172 | G1¼ (18deep) | 64 | 14 | 5 | 140 | 31 | 153 | 155 | M6×17 | M25×1.5 | M16×1.5 | 32 | 228 | M8×15 |
| DHBT 610B 3D3 | 3～ | 418 | 455 | 39 | 127 | 371 | 406 | 390 | 211 | 235 | 128 | 152 | 271 | 72 | 172 | G1¼ (18deep) | 64 | 14 | 5 | 140 | 31 | 153 | 155 | M6×17 | M25×1.5 | M16×1.5 | 32 | 228 | M8×15 |

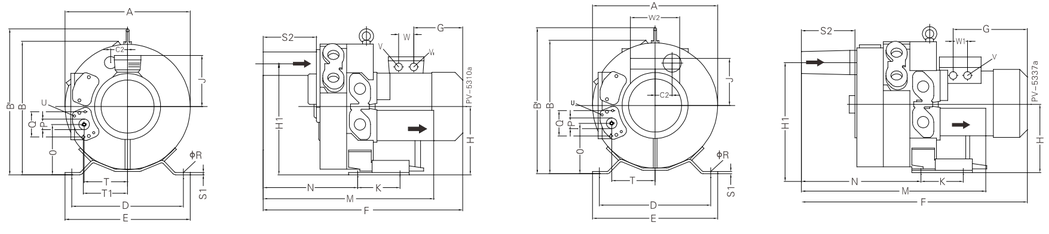


| Type | Phases | | | | | | | | | | | | | | | | | | | | | | | | |
|---|---|---|---|---|---|---|---|---|---|---|---|---|---|---|---|---|---|---|---|---|---|---|---|---|---|
| 型号 | 相位 | A | B | B' | $C_2$ | D | E | F | H | $H_1$ | J | K | M | N | O | P | Q | ϕR | $S_1$ | $S_2$ | $S_3$ | T | $T_1$ | U | V | $V_1$ | W |
| DHBT 220B D81 | 3～ | 313 | 326 | 359 | 43 | 260 | 298 | 469 | 167 | 272 | 111 | 105 | 426 | 241 | 123 | G1¼(18deep) | 64 | 14 | 4 | 140 | 31 | 105 | 107 | M6×17 | M25×1.5 | M16×1.5 | 32 |
| DHBT 220B 1D5 | 3～ | 313 | 326 | 359 | 43 | 260 | 298 | 525 | 167 | 272 | 128 | 105 | 426 | 241 | 123 | G1¼(18deep) | 64 | 14 | 4 | 140 | 31 | 105 | 107 | M6×17 | M25×1.5 | M16×1.5 | 32 |
| DHBT 220E 1D5 | 1～ | 313 | 326 | 359 | 43 | 260 | 298 | 525 | 167 | 272 | 128 | 105 | 426 | 241 | 123 | G1¼(18deep) | 64 | 14 | 4 | 140 | 31 | 105 | 107 | M6×17 | M25×1.5 | M16×1.5 | 32 |
| DHBT 320B 1D1 | 3～ | 331 | 345 | 380 | 47 | 290 | 325 | 390 | 177 | 291 | 120 | 105 | 431 | 243 | 130 | G1¼(18deep) | 64 | 14 | 4 | 140 | 31 | 114 | 116 | M6×17 | M25×1.5 | M16×1.5 | 32 |
| DHBT 320B 1D5 | 3～ | 331 | 345 | 380 | 47 | 290 | 325 | 421 | 177 | 291 | 128 | 105 | 431 | 243 | 130 | G1¼(18deep) | 64 | 14 | 4 | 140 | 31 | 114 | 116 | M6×17 | M25×1.5 | M16×1.5 | 32 |
| DHBT 320A 1D5 | 1～ | 331 | 345 | 380 | 47 | 290 | 325 | 421 | 177 | 291 | 128 | 105 | 431 | 243 | 130 | G1¼(18deep) | 64 | 14 | 4 | 140 | 31 | 125 | 127 | M6×17 | M25×1.5 | M16×1.5 | 32 |
| DHBT 420B 1D5 | 3～ | 363 | 377 | 414 | 52 | 315 | 350 | 529 | 195 | 319 | 128 | 130 | 436 | 243 | 143 | G1¼(18deep) | 64 | 14 | 4 | 140 | 31 | 125 | 127 | M6×17 | M25×1.5 | M16×1.5 | 32 |
| DHBT 420B 3D3 | 3～ | 363 | 377 | 414 | 52 | 315 | 350 | 554 | 195 | 319 | 128 | 130 | 436 | 243 | 143 | G1¼(18deep) | 64 | 14 | 4 | 140 | 31 | 125 | 127 | M6×17 | M25×1.5 | M16×1.5 | 32 |
| DHBT 520B 2D2 | 3～ | 387 | 402 | 435 | 57 | 328 | 363 | 549 | 206 | 343 | 128 | 152 | 453 | 256 | 148 | G1¼(18deep) | 64 | 14 | 5 | 140 | 31 | 137 | 138 | M6×17 | M25×1.5 | M16×1.5 | 42 |
| DHBT 520C 004 | 3～ | 387 | 402 | 435 | 57 | 328 | 363 | 603 | 206 | 343 | 148 | 152 | 453 | 256 | 148 | G1¼(18deep) | 64 | 14 | 5 | 140 | 31 | 137 | 138 | M6×17 | 2× M32×1.5 | M16×1.5 | 32 |
| DHBT 620B 3D3 | 3～ | 442 | 457 | 495 | 63 | 372 | 406 | 578 | 236 | 389 | 128 | 152 | 458 | 259 | 173 | G1¼(18deep) | 64 | 14 | 5 | 140 | 31 | 153 | 155 | M6×17 | M25×1.5 | M16×1.5 | 42 |
| DHBT 620C 5D7 | 3～ | 442 | 457 | 495 | 63 | 372 | 406 | 643 | 236 | 389 | 148 | 152 | 458 | 259 | 173 | G1¼(18deep) | 64 | 14 | 5 | 140 | 31 | 153 | 155 | M6×17 | 2× M32×1.5 | M16×1.5 | |

| Type | | | | | | | | | | | | | | | | | | | | | | | | |
|---|---|---|---|---|---|---|---|---|---|---|---|---|---|---|---|---|---|---|---|---|---|---|---|---|
| 型号 | A | B | B' | $C_2$ | D | E | F | G | H | H1 | K | M | N | O | P | Q | ϕR | $S_1$ | $S_2$ | T | U | V | $W_1$ | $W_2$ |
| DHBT 650C 7D5 | 442 | 402 | 492 | 63 | 371 | 406 | 717 | 274 | 236 | 389 | 152 | 539 | 336 | 172 | G1¼(18deep) | 64 | 14 | 5 | 146 | 153 | M6×17 | M32×1.5 | 42 | 120 |











# DHB 3NB Serise

How much demand does 1050 mbar side channel blower meet

## DHB 3NB系列 /DHB 3NB Series Double / Multi -stage

旋涡式气泵在真空和压力操作的选型和订购参数 ( 多级 )

Selection and ordering data for side channel blowers in vacuum and pressure operation(Multi-stage)

| 订购型号 Order Model | 马 达 MOTOR | | | | 重量 Weight approx | 噪音 Sound level | 最大流量 Maximum airflow | 最高真空 Maximum vacuum | 最高压力 Maximum pressure | 过滤器 Air fliter |
|---|---|---|---|---|---|---|---|---|---|---|
| DHB 3NB | Frequency | 额 定 Rated | | | | | | | | 释压阀 Vacuum relief valve |
| | | 输出功率 output | 电 压 voltage | 电 流 current | | | | | | |
| | HZ | KW | V | A | KG | dB(A) | $m^3/h$ | mbar | mbar | |
| DHB 350 - 1AAT16-2D2 | 50 | 2.2 | 200-260Δ/350-450Y | 8.1Δ/4.6Y | 45 | 64 | 315 | -190 | 170 | DAF-10 |
| | 60 | 2.55 | 230-290Δ/400-500Y | 8.0Δ/4.6Y | | 68 | 370 | -150 | 130 | RV-02 |
| DHB 350 - 1AAT26-003 | 50 | 3.3 | 350-450Δ/610-725Y | 11.4Δ/6.5Y | 50 | 65 | 315 | -290 | 270 | DAF-10 |
| | 60 | 3.45 | 400-500Δ/690-725Y | 10.8Δ/6.2Y | | 69 | 370 | -250 | 220 | RV-02 |
| DHB 350 - 1AAT37-004 | 50 | 4.0 | 350-450Δ/610-725Y | 8.4Δ/4.8Y | 62 | 65 | 315 | -350 | 390 | DAF-10 |
| | 60 | 4.6 | 400-500Δ/690-725Y | 8.2Δ/4.7Y | | 69 | 370 | -370 | 340 | RV-02 |
| DHB 350 - 1AAT47-5D5 | 50 | 5.5 | 350-450Δ/610-725Y | 11.1Δ/6.4Y | 74 | 65 | 315 | -350 | 500 | DAF-10 |
| | 60 | 6.3 | 400-500Δ/690-725Y | 11.0Δ/6.4Y | | 69 | 370 | -390 | 510 | RV-02 |
| DHB 550 - 1AAT26-003 | 50 | 3.0 | 200-260Δ/350-450Y | 11.4Δ/6.5Y | 66 | 69 | 480 | -130 | 120 | DAF-10 |
| | 60 | 3.45 | 230-290Δ/400-500Y | 10.8Δ/6.2Y | | 74 | 565 | -70 | 60 | RV-02 |
| DHB 550 - 1AAT37-004 | 50 | 4.0 | 350-450Δ/610-725Y | 8.4Δ/4.8Y | 78 | 69 | 480 | -230 | 200 | DAF-10 |
| | 60 | 4.6 | 400-500Δ/690-725Y | 8.2Δ/4.7Y | | 74 | 565 | -170 | 140 | RV-02 |
| DHB 550 - 1AAT47-5D5 | 50 | 5.5 | 350-450Δ/610-725Y | 11.1Δ/6.4Y | 88 | 69 | 480 | -380 | 330 | DAF-10 |
| | 60 | 6.3 | 400-500Δ/690-725Y | 11.0Δ/6.4Y | | 85 | 565 | -310 | 260 | RV-02 |
| DHB 550 - 1AAT57-7D5 | 50 | 7.5 | 350-450Δ/610-725Y | 15.0Δ/8.7Y | 98 | 69 | 480 | -380 | 500 | DAF-10 |
| | 60 | 8.6 | 400-500Δ/690-725Y | 15.1Δ/8.8Y | | 85 | 565 | -410 | 440 | RV-02 |



## DHB 3NB系列 /DHB 3NB Series Double / Multi -stage Selection diagram 50/60Hz 单极 50/60Hz 选型图表 3NB



下面的压力-流量性能曲线是在抽吸15℃空气，排气压力1013 mbar 的工况下测出的，允许差 ± 10%，吸入空气和环境温度不超过25℃时，仍可达到图示总压差。

The following Pressure-flow performance curve is measured under the condition of suction of 15 **℃** air and exhaust pressure 1013mbar. The allowable difference is ± 10%. When the inlet air and ambient temperature do not exceed 25 **℃**, the following diagram can still be achieved.

### Vacuum Selection diagram 50Hz——真空选型图表 50Hz

### Compressor Selection Diagram 50Hz 一压缩选型图表 50Hz

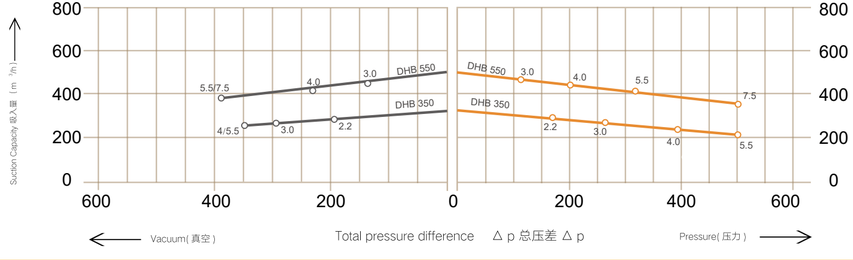


### Vacuum Selection diagram 60Hz——真空选型图表 60Hz

### Compressor Selection Diagram 60Hz 一压缩选型图表 60Hz

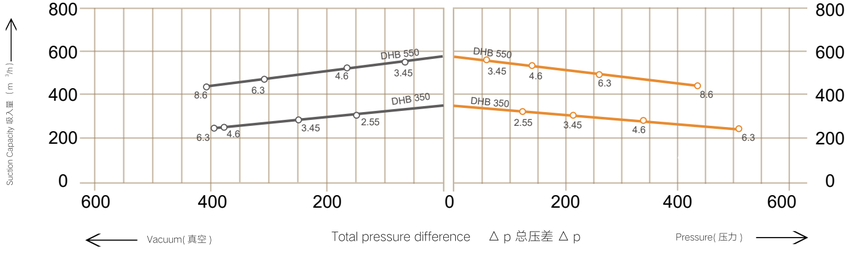

## DHB 3NB系列 /DHB 3NB Series Double / Multi -stage

旋涡式气泵在真空和压力操作的选型和订购参数 ( 多级 )

Selection and ordering data for side channel blowers in vacuum and pressure operation(Multi-stage)

| 订购型号 Order Model | 马 达 MOTOR | | | | 重量 Weight approx | 噪音 Sound level | 最大流量 Maximum airflow | 最高真空 Maximum vacuum | 最高压力 Maximum pressure | 过滤器 Air fliter |
|---|---|---|---|---|---|---|---|---|---|---|
| DHBT 3AC | Frequency | 额 定 Rated | | | | | | | | 释压阀 Vacuum relief valve |
| | | 输出功率 output | 电 压 voltage | 电 流 current | | | | | | |
| | HZ | KW | V | A | KG | dB(A) | $m^3/h$ | mbar | mbar | |
| DHB 350 - 3AAT37-004 | 50 | 4 | 350-450Δ/610-725Y | 8.4Δ/4.8Y | 82 | 69 | 320 | -300 | 250 | DAF-10 |
| | 60 | 4.6 | 400-500Δ/690-725Y | 8.2Δ/4.7Y | | 72 | 380 | -200 | 150 | RV-02 |
| DHB 350 - 3AAT47-5D5 | 50 | 5.5 | 350-450Δ/610-725Y | 11.0Δ/6.4Y | 82 | 71 | 320 | -490 | 410 | DAF-10 |
| | 60 | 6.3 | 400-500Δ/690-725Y | 11.1Δ/6.4Y | | 74 | 380 | -410 | 300 | RV-02 |
| DHB 350 - 3AAT57-7D5 | 50 | 7.5 | 350-450Δ/610-725Y | 15.0Δ/8.1Y | 100 | 71 | 320 | -680 | 620 | DAF-10 |
| | 60 | 8.6 | 400-500Δ/690-725Y | 15.7Δ/8.1Y | | 74 | 380 | -650 | 510 | RV-02 |
| DHB 350 - 3AAT67-011 | 50 | 11 | 350-450Δ/610-725Y | 22.0Δ/12.7Y | 120 | 72 | 320 | -680 | 1020 | DAF-10 |
| | 60 | 12.6 | 400-500Δ/690-725Y | 22.1Δ/12.9Y | | 76 | 380 | -650 | 880 | RV-02 |
| DHB 350 - 3AAT77-015 | 50 | 15 | 350-450Δ/610-725Y | 30.5Δ/17.3Y | 136 | 72 | 320 | -680 | 1020 | DAF-10 |
| | 60 | 17.3 | 400-500Δ/690-725Y | 29.5Δ/17.0Y | | 76 | 380 | -620 | 1050 | RV-02 |
| DHB 550 - 3AAT57-7D5 | 50 | 7.5 | 350-450Δ/610-725Y | 15.0Δ/8.7Y | 142 | 71 | 480 | -380 | 280 | DAF-10 |
| | 60 | 8.6 | 400-500Δ/690-725Y | 15.1Δ/8.8Y | | 77 | 580 | -240 | 140 | RV-02 |
| DHB 550 - 3AAT67-011 | 50 | 11 | 350-450Δ/610-725Y | 22.0Δ/12.7Y | 167 | 71 | 480 | -610 | 540 | DAF-10 |
| | 60 | 12.6 | 400-500Δ/690-725Y | 22.0Δ/12.9 | | 77 | 580 | -590 | 390 | RV-02 |
| DHB 550 - 3AAT77-015 | 50 | 15 | 350-450Δ/610-725Y | 30.5Δ/17.0Y | 180 | 71 | 480 | -610 | 830 | DAF-10 |
| | 60 | 17.3 | 400-500Δ/690-725Y | 29.5Δ/17.3Y | | 77 | 580 | -590 | 680 | RV-02 |
| DHB 550 - 3AAT87-18D5 | 50 | 18.5 | 350-450Δ/610-725Y | 37.0Δ/21.0Y | 195 | 71 | 480 | -610 | 1020 | DAF-10 |
| | 60 | 21.3 | 400-500Δ/690-725Y | 36.5Δ/21.0Y | | 77 | 580 | -590 | 870 | RV-02 |



## DHB 3NB系列 /DHB 3NB Series Double / Multi -stage Selection diagram 50/60Hz 三极 50/60Hz 选型图表 3NB



下面的压力-流量性能曲线是在抽吸15℃空气，排气压力1013 mbar 的工况下测出的，允许差 ± 10%，吸入空气和环境温度不超过25℃时，仍可达到图示总压差。

The following Pressure-flow performance curve is measured under the condition of suction of 15 **℃** air and exhaust pressure 1013mbar. The allowable difference is ± 10%. When the inlet air and ambient temperature do not exceed 25 **℃**, the following diagram can still be achieved.

Vacuum Selection diagram 50Hz——真空选型图表 50Hz

Compressor Selection Diagram 50Hz 一压缩选型图表 50Hz

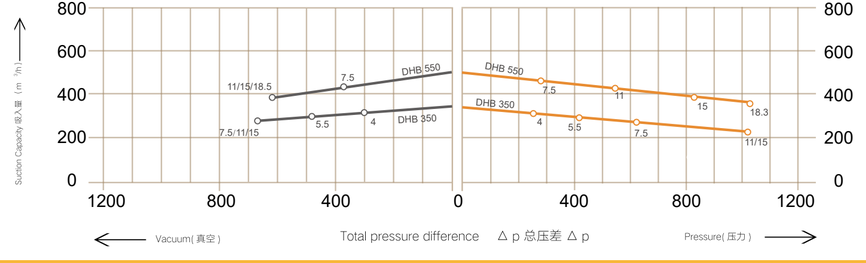


Vacuum Selection diagram 60Hz——真空选型图表 60Hz

Compressor Selection Diagram 60Hz 一压缩选型图表 60Hz

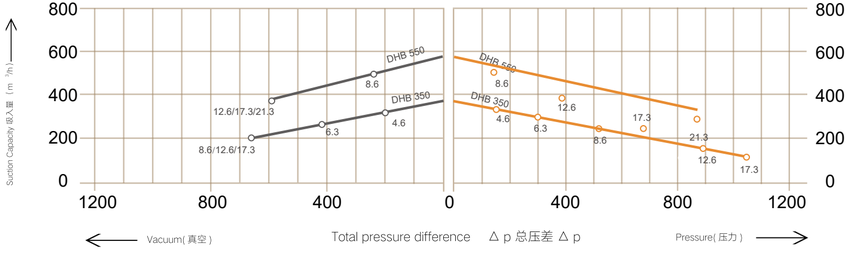

## Diemensions for side channel blowe 侧风道风机尺寸 3NB DHB 350 DHB 550

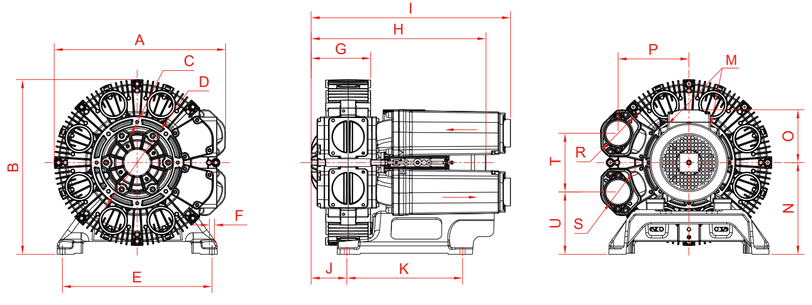


| 型号 | A | B | C | D | E | F | G | H | I | J | K | M | N | O | P | R | S | T | U |
|---|---|---|---|---|---|---|---|---|---|---|---|---|---|---|---|---|---|---|---|
| DHB 350 - 1AAT16-2D2 | 481 | 490 | 6-M8 | 228 | 420 | 14.5 | 167 | 480 | 560 | 100 | 325 | 4-M32X1.5 | 257 | 128 | 199 | G2. 5 | G2.5 | 165 | 175 |
| DHB 350 - 1AAT26-003 | 481 | 490 | 6-M8 | 228 | 420 | 14.5 | 167 | 520 | 560 | 100 | 325 | 4-M32X1.5 | 257 | 135 | 199 | G2.5 | G2.5 | 165 | 175 |
| DHB 350 - 1AAT37-004 | 481 | 490 | 6-M8 | 228 | 420 | 14.5 | 167 | 490 | 560 | 100 | 325 | 4-M32X1.5 | 257 | 148 | 199 | G2.5 | G2.5 | 165 | 175 |
| DHB 350 - 1AAT47-5D5 | 481 | 490 | 6-M8 | 228 | 420 | 14.5 | 167 | 534 | 560 | 100 | 325 | 4-M32X1.5 | 257 | 167 | 199 | G2.5 | G2.5 | 165 | 175 |
| DHB 550 - 1AAT26-003 | 550 | 545 | | | 420 | 14.5 | 189 | 520 | 644 | 121 | 325 | 4-M32X1.5 | 284 | 135 | 227 | G3 | G3 | 187 | 191 |
| DHB 550 - 1AAT37-004 | 550 | 545 | | | 420 | 14.5 | 189 | 539 | 644 | 121 | 325 | 4-M32X1.5 | 284 | 148 | 227 | G3 | G3 | 187 | 191 |
| DHB 550 - 1AAT47-5D5 | 550 | 545 | | | 420 | 14.5 | 189 | 556 | 644 | 121 | 325 | 4-M32X1.5 | 284 | 167 | 227 | G3 | G3 | 187 | 191 |
| DHB 550 - 1AAT57-7D5 | 550 | 545 | | | 420 | 14.5 | 189 | 556 | 644 | 121 | 325 | 4-M32X1.5 | 284 | 167 | 227 | G3 | G3 | 187 | 191 |

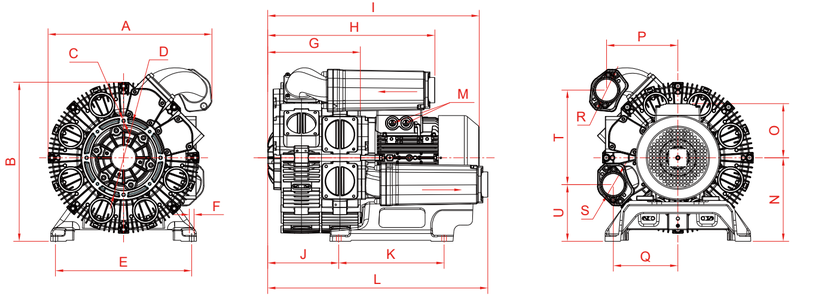


| 型号 | A | B | C | D | E | F | G | H | I | J | K | L | M | N | O | P | Q | R | S | T | U |
|---|---|---|---|---|---|---|---|---|---|---|---|---|---|---|---|---|---|---|---|---|---|
| DHB 350 - 2AAT26-003 | 505 | 490 | 6-M8 | 228 | 420 | 14.5 | 286 | 516 | 660 | 219 | 325 | 679 | 4-M32X1.5 | 257 | 135 | 220 | 199 | G2.5 | G2.5 | 291 | 206 |
| DHB 350 - 2AAT37-004 | 505 | 490 | 6-M8 | 228 | 420 | 14.5 | 286 | 516 | 610 | 219 | 325 | 679 | 4-M32X1.5 | 257 | 148 | 220 | 199 | G2.5 | G2.5 | 291 | 206 |
| DHB 350 - 2AAT47-5D5 | 505 | 490 | 6-M8 | 228 | 420 | 14.5 | 286 | 516 | 653 | 219 | 325 | 679 | 4-M32X1.5 | 257 | 167 | 220 | 199 | G2.5 | G2.5 | 291 | 206 |
| DHB 350 - 2AAT57-7D5 | 505 | 490 | 6-M8 | 228 | 420 | 14.5 | 286 | 516 | 653 | 219 | 325 | 679 | 4-M32X1.5 | 257 | 167 | 220 | 199 | G2.5 | G2.5 | 291 | 206 |
| DHB 350 - 2AAT67-011 | 505 | 490 | 6-M8 | 228 | 420 | 14.5 | 286 | 516 | 756 | 219 | 325 | 679 | 4-M40X1.5 | 285 | 197 | 220 | 199 | G2.5 | G2.5 | 291 | 206 |
| DHB 550 - 2AAT47-5D5 | 573 | 546 | | | 420 | 14.5 | 319 | 602 | 685 | 251 | 325 | 774 | 4-M32X1.5 | 280 | 167 | 246 | 227 | G3 | G3 | 328 | 191 |
| DHB 550 - 2AAT57-7D5 | 573 | 546 | | | 420 | 14.5 | 319 | 602 | 685 | 251 | 325 | 774 | 4-M32X1.5 | 280 | 167 | 246 | 227 | G3 | G3 | 328 | 191 |
| DHB 550 - 2AAT67-011 | 573 | 546 | | | 420 | 14.5 | 319 | 602 | 790 | 251 | 325 | 774 | 4-M40X1.5 | 285 | 197 | 246 | 227 | G3 | G3 | 328 | 191 |
| DHB 550 - 2AAT77-015 | 573 | 546 | | | 420 | 14.5 | 319 | 602 | 790 | 251 | 325 | 774 | 4-M40X1.5 | 285 | 197 | 246 | 227 | G3 | G3 | 328 | 191 |

## DHB 3NB系列 /DHB 3NB Series Double / Multi -stage

旋涡式气泵在真空和压力操作的选型和订购参数 ( 多级 )

Selection and ordering data for side channel blowers in vacuum and pressure operation(Multi-stage)

| 订购型号 Order Model | 马 达 MOTOR | | | | 重量 Weight approx | 噪音 Sound level | 最大流量 Maximum airflow | 最高真空 Maximum vacuum | 最高压力 Maximum pressure | 过滤器 Air fliter |
|---|---|---|---|---|---|---|---|---|---|---|
| DHB 3NB | Frequency | 额 定 Rated | | | | | | | | 释压阀 Vacuum relief valve |
| | | 输出功率 output | 电 压 voltage | 电 流 current | | | | | | |
| | HZ | KW | V | A | KG | dB(A) | $m^3/h$ | mbar | mbar | |
| DHB 350 - 2AAT26-003 | 50 | 3.0 | 200-260Δ/350-450Y | 11.4Δ/6.5Y | 68 | 68 | 320 | -230 | 190 | DAF-10 |
| | 60 | 3.45 | 230-290Δ/400-500Y | 10.8Δ/6.2Y | | 71 | 380 | -150 | 120 | RV-02 |
| DHB 350 - 2AAT37-004 | 50 | 4.0 | 350-450Δ/610-725Y | 8.4Δ/4.8Y | 79 | 69 | 320 | -350 | 310 | DAF-10 |
| | 60 | 4.6 | 400-500Δ/690-725Y | 8.2Δ/4.7Y | | 72 | 380 | -280 | 230 | RV-02 |
| DHB 350 - 2AAT47-5D5 | 50 | 5.5 | 350-450Δ/610-725Y | 11.1Δ/6.4Y | 90 | 71 | 320 | -530 | 480 | DAF-10 |
| | 60 | 6.3 | 400-500Δ/690-725Y | 11.0Δ/6.4Y | | 74 | 380 | -480 | 390 | RV-02 |
| DHB 350 - 2AAT57-7D5 | 50 | 7.5 | 350-450Δ/610-725Y | 15.0Δ/8.7Y | 97 | 71 | 320 | -530 | 700 | DAF-10 |
| | 60 | 8.6 | 400-500Δ/690-725Y | 15.1Δ/8.8Y | | 74 | 380 | -580 | 610 | RV-02 |
| DHB 350 - 2AAT67-011 | 50 | 11.0 | 350-450Δ/610-725Y | 22.0Δ/12.7Y | 120 | 72 | 320 | -530 | 870 | DAF-10 |
| | 60 | 12.6 | 400-500Δ/690-725Y | 22.0Δ/12.9Y | | 76 | 380 | -580 | 930 | RV-02 |
| DHB 550 - 2AAT47-5D5 | 50 | 5.5 | 350-450Δ/610-725Y | 11.1Δ/6.4Y | 118 | 70 | 480 | -270 | 220 | DAF-10 |
| | 60 | 6.3 | 400-500Δ/690-725Y | 11.0Δ/6.4Y | | 74 | 580 | -180 | 130 | RV-02 |
| DHB 550 - 2AAT57-7D5 | 50 | 7.5 | 350-450Δ/610-725Y | 15.0Δ/8.7Y | 126 | 70 | 480 | -450 | 370 | DAF-10 |
| | 60 | 8.6 | 400-500Δ/690-725Y | 15.1Δ/8.8Y | | 74 | 580 | -370 | 280 | RV-02 |
| DHB 550 - 2AAT67-011 | 50 | 11.0 | 350-450Δ/610-725Y | 22.0Δ/12.7Y | 145 | 70 | 480 | -530 | 630 | DAF-10 |
| | 60 | 12.6 | 400-500Δ/690-725Y | 22.0Δ/12.9Y | | 74 | 580 | -540 | 530 | RV-02 |
| DHB 550 - 2AAT77-015 | 50 | 15 | 350-450Δ/610-725Y | 30.5Δ/17.3Y | 156 | 70 | 480 | -530 | 890 | DAF-10 |
| | 60 | 17.3 | 400-500Δ/690-725Y | 29.5Δ/17.0Y | | 74 | 580 | -540 | 870 | RV-02 |



## DHB 3NB系列 /DHB 3NB Series Double / Multi -stage Selection diagram 50/60Hz 双极 50/60Hz 选型图表 3NB



下面的压力-流量性能曲线是在抽吸15℃空气，排气压力1013 mbar 的工况下测出的，允许差 ± 10%，吸入空气和环境温度不超过25℃时，仍可达到图示总压差。

The following Pressure-flow performance curve is measured under the condition of suction of 15 **℃** air and exhaust pressure 1013mbar. The allowable difference is ± 10%. When the inlet air and ambient temperature do not exceed 25 **℃**, the following diagram can still be achieved.

### Vacuum Selection diagram 50Hz——真空选型图表 50Hz

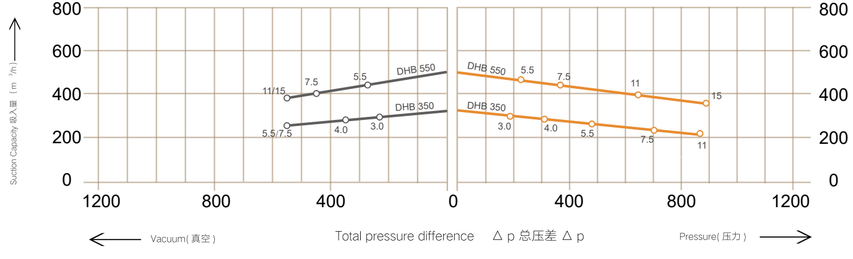


### Compressor Selection Diagram 50Hz 一压缩选型图表 50Hz

### Vacuum Selection diagram 60Hz——真空选型图表 60Hz

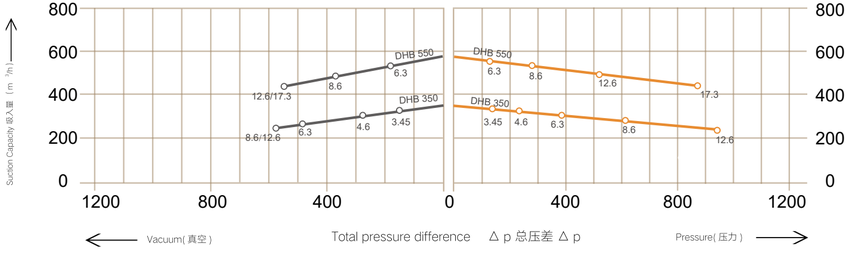


### Compressor Selection Diagram 60Hz 一压缩选型图表 60Hz

## Diemensions for side channel blowe 侧风道风机尺寸 3NB DHB 350 DHB 550

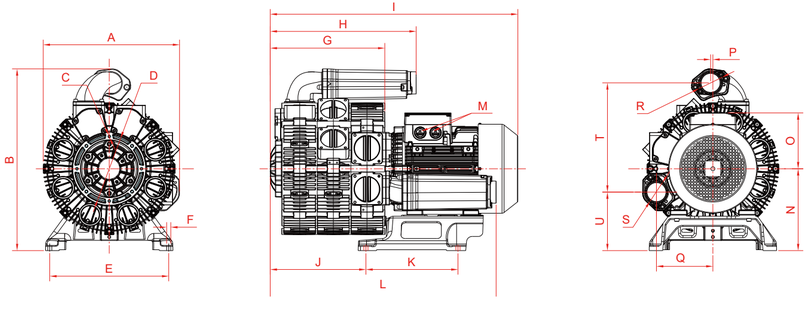


| 型号 Type | A | B | C | D | E | F | G | H | I | J | K | L | M | N | O | P | Q | R | S | T | U |
|---|---|---|---|---|---|---|---|---|---|---|---|---|---|---|---|---|---|---|---|---|---|
| DHB 350 - 3AAT37-004 | 481 | 610 | 6-M8 | 228 | 420 | 14.5 | 405 | 516 | 729 | 338 | 325 | 798 | 4-M32X1.5 | 257 | 148 | 8 | 199 | G2.5 | G2.5 | 385 | 175 |
| DHB 350 - 3AAT47-5D5 | 481 | 610 | 6-M8 | 228 | 420 | 14.5 | 405 | 516 | 772 | 338 | 325 | 798 | 4-M32X1.5 | 257 | 167 | 8 | 199 | G2.5 | G2.5 | 385 | 175 |
| DHB 350 - 3AAT57-7D5 | 481 | 610 | 6-M8 | 228 | 420 | 14.5 | 405 | 516 | 772 | 338 | 325 | 798 | 4-M32X1.5 | 257 | 167 | 8 | 199 | G2.5 | G2.5 | 385 | 175 |
| DHB 350 - 3AAT67-011 | 481 | 610 | 6-M8 | 228 | 420 | 14.5 | 405 | 516 | 875 | 338 | 325 | 798 | 4-M40X1.5 | 289 | 197 | 8 | 199 | G2.5 | G2.5 | 385 | 206 |
| DHB 350 - 3AAT77-015 | 481 | 610 | 6-M8 | 228 | 420 | 14.5 | 405 | 516 | 875 | 338 | 325 | 798 | 4-M40X1.5 | 289 | 197 | 8 | 199 | G2.5 | G2.5 | 385 | 206 |
| DHB 550 - 3AAT57-7D5 | 550 | 678 | | | 420 | 14.5 | 448 | 602 | 815 | 380 | 325 | 904 | 4-M32X1.5 | 280 | 167 | 8.6 | 227 | G3 | G3 | 433 | 190 |
| DHB 550 - 3AAT67-011 | 550 | 678 | | | 420 | 14.5 | 448 | 602 | 815 | 380 | 325 | 904 | 4-M40X1.5 | 284 | 197 | 8.6 | 227 | G3 | G3 | 433 | 190 |
| DHB 550 - 3AAT77-015 | 550 | 682 | | | 420 | 14.5 | 448 | 602 | 920 | 380 | 325 | 904 | 4-M40X1.5 | 284 | 197 | 8.6 | 227 | G3 | G3 | 433 | 190 |
| DHB 550 - 3AAT87-18D5 | 550 | 682 | | | 420 | 14.5 | 448 | 602 | 920 | 380 | 325 | 904 | 4-M40X1.5 | 284 | 197 | 8.6 | 227 | G3 | G3 | 433 | 190 |



## 德瑞科高压风机配件 Side Channal Blowers Accessories



消音器
Muffler



| 型号 Model | A | $D_2$ (mm) | $L_2$ (mm) | 消音 Muffler | 材质 Material |
|---|---|---|---|---|---|
| DM-12 | G1 1/4 | 40 | 17 | 5db | 普通碳钢 Ordinary steel |
| DM-15 | G1½ | 48 | 19 | 5db | 普通碳钢 Ordinary steel |
| DM-20 | G2 | 62 | 21 | 5db | 普通碳钢 Ordinary steel |
| DM-25 | G2½ | 78 | 24 | 5db | 普通碳钢 Ordinary steel |
| DM-40 | G4 | 125 | 40 | 5db | 普通碳钢 Ordinary steel |



稳压阀
Pressure relief valve

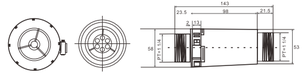

| 型号 Model | 口径 Caliber | L (mm) | 规格 specification | 材质 Material |
|---|---|---|---|---|
| RV-01 | 1 1/4 | 143 | 10-30Kpa | 塑料 Plastic |
| RV-02 | 1½ | 143 | 30-60Kpa | 塑料 Plastic |



真空过滤器
Vacuum filter

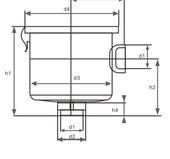

| 型号 Model | d1 (mm) | d2 (mm) | d3 (mm) | d4 (mm) | h1 (mm) | h2 (mm) | h3 (mm) | h4 (mm) | 精度 Precision | 流量 Flow m³/h | 重量 Weight kg | 材质 Material |
|---|---|---|---|---|---|---|---|---|---|---|---|---|
| DVF12 | G1 1/4 | 48 | 125 | 145 | 116 | 68 | 77 | 16 | 1000 | 120 | 1.5 | 普通碳钢 Ordinary steel |
| DVF15 | G1½ | 53 | 172 | 188 | 167 | 111 | 100 | 16 | 1000 | 150 | 2.3 | 普通碳钢 Ordinary steel |
| DVF20 | G2 | 68 | 194 | 217 | 256 | 129 | 110 | 20 | 1000 | 320 | 4.3 | 普通碳钢 Ordinary steel |
| DVF25 | G2½ | 86 | 194 | 217 | 256 | 129 | 110 | 13 | 1000 | 510 | 4.3 | 普通碳钢 Ordinary steel |
| DVF40 | G4 | 123 | 268 | 272 | 263 | 147 | 194 | 74 | 1000 | 1000 | 14.5 | 普通碳钢 Ordinary steel |



过滤器
Air filter

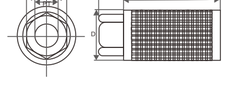

| 型号 Model | PT | D (mm) | L (mm) | H (mm) | B (mm) | 精度 Precision | 流量 Flow m³/h | 重量 Weight kg | 材质 Material |
|---|---|---|---|---|---|---|---|---|---|
| DAF-8 | 1 | 58 | 170 | 155 | 42 | 100 | 110 | 0.20 | 铝合金 Aluminium alloy |
| DAF-10 | 1 1/4 | 71 | 186 | 170 | 54 | 100 | 210 | 0.35 | 铝合金 Aluminium alloy |
| DAF-12 | 1½ | 85 | 196 | 182 | 65 | 100 | 285 | 0.49 | 铝合金 Aluminium alloy |
| DAF-16 | 2 | 103 | 215 | 202 | 75 | 100 | 395 | 0.56 | 铝合金 Aluminium alloy |
| DAF-20 | 2½ | 148 | 274 | 252 | 97 | 100 | 750 | 1.20 | 铝合金 Aluminium alloy |
| DAF-32 | 4 | 208 | 380 | 357 | 142 | 100 | 1000 | 2.45 | 铝合金 Aluminium alloy |

## 应用案例（吸气/真空）Applications ( Suction/Vacuum )

### 网版印刷机吸着

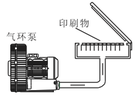


利用吸着压力固定，以利印刷作业

### 焊接废气吸取

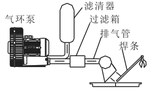


焊接时产生烟气和灰尘，可以真空方式排到它处，保障操作员健康

### 织布机吸丝




吸除水分及固定线头，提高品质效率

### 照相制版

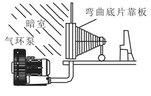


利用真空吸力来保护底片，使之平坦,适合照相制版工业

### 粉粒体输送

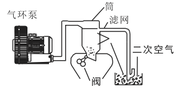


塑胶原料等粒状物体，用吸、吹风来输送

### 印刷吸着

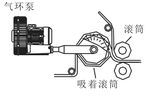


真空吸着印刷或者纸巾形成移送

### 工业吸尘

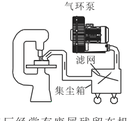


工厂经常有废屑残留在机台上，可以吸抽收集

### 真空脱水

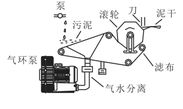


纸浆脱水，污染脱水，布匹脱水等

### 制书本机

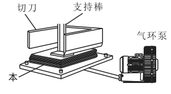


切断时之书本吸着保持

### 残布处理

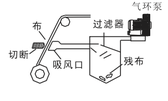


布匹切断处理

### 牛乳纸盒填充机

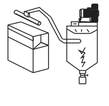


牛乳盒填充之真空吸引利用

### 豆腐机械




吸引大豆输送，至清洗槽洗净使用

### 加工物的保持

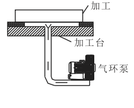


木板、塑胶等非磁性物体之固定用

### 工事现场

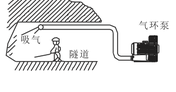


隧道与狭小工事现场，产生粉尘，有毒 瓦斯之局部除去

### 烫布机

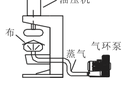


烫布时将蒸气排放出

## 应用案例（吹气/正压）Applications ( Discharge/Pressure )

### 瓦斯重油喷燃

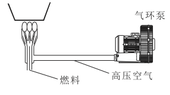


足够的风量， 2.000mmaq 减轻对压缩机的依赖

### 洗瓶机吹干

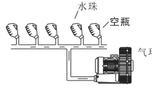


饮料空瓶水洗后吹干，适用于食品业

### 纸、布条吹送

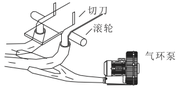


塑料、布、纸等裁边后自动收集

### 干燥用空气刀

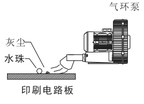


电路板用风机来吹出微小灰尘和杂物

### 切断机气垫

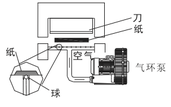


增加浮力，容易移动

### 蓄粪发酵曝气

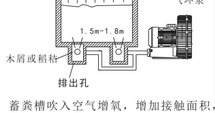


蓄粪槽吹入空气增氧，增加接触面积，也适合污水处理

### 传票输送

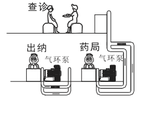


以空气为动力输送文件既快有准确

### 电解液搅拌

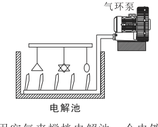


利用空气来搅拌电解池，令电镀迅速，效果均匀

### 养殖池空气补给

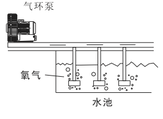


水中氧气补给用

### 冲床机

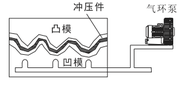


帮助取出冲压件

### 粉粒输送




粉粒体等原料的输送

### 焚化炉

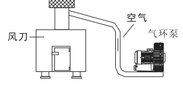


空气的助燃与废气之排除

### 烟气吹送

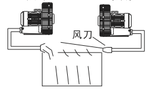


让散出之烟气迅速排出，以免造成污染

### 洗车吹干




洗车机洗完后吹干水分

### 印刷强制干燥

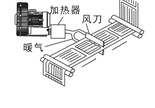


使印色迅速干燥



## 多动式高压风机 Belt drive blower

应用： 多动式高压风机主要应用环境较为恶劣以及安装空间较为狭小的地方。
Application: The belt drive blower mainly used in the places where the environment is harsh and the installation space is narrow.

优势：可以使用多种方式驱动风机叶轮，可以让驱动源远离作业现场，起到保护的作用。
Advantages:
1. To choice the driving mode flexibly according to the customer's environment;
2. Make the driving source far away from the work site and play a protective role.
3. Reduce the influence of motor heating on the temperature rise of the pump body, and increase the



## 防爆式高压风机 Anti-explosion blower

应用：防爆式高压风机 主要应用在易燃易爆气体环境中。
Application: The Anti-explosion blower mainly used in the flammable and explosive gases;
优势：Advantages:
1.独特的分体式+法兰结构，保证输送介质气密性，又保证了叶轮运行的平稳性，降低了事故发生的可能性，提高了产品的使用寿命；
2. 电机轴与叶轮轴用联轴器连接，并通过法兰将泵体和电机结合为一个整体，保证了前后轴承的同心力，避免输送介质进入电机内部，提高产品的使用安全性；

1. The special designed separated structure and flange construction can ensure the gas tightness , and further increase the service lifetime of blower;
2. Motor shaft and impeller shaft are connected by coupling, and pump body and motor are integrated through flange, which ensures the concentric force of front and rear bearings, avoids the transmission medium entering the motor interior, and improves the safety of the product.



## 防腐式高压风机 Anti-corrosion blower

应用： 防腐式高压风机主要应用在各类含有特殊性腐蚀气体或者颗粒的场合。
Application:Anti-corrosion blowers are mainly used in environmengt with corrosive gas or particles.

优势：避免腐蚀气体介质对部分铝制品的损伤，保证风机的连续可靠运行，延长风机的使用寿命；
Advantages: To avoid the damage of corrosive gas medium on some aluminium products, ensure the reliable operation, and extend the service life of the blower.

我们可以提供内部镀铁氟龙高压风机以及内外部都镀铁氟龙高压风机；客户可以根据使用环境自行选择；
We can provide blower with internal Teflon coated and both internal and external Teflon coated;





DEREIKE

## 声明： Statement

感谢您选择德瑞科高压风机！
我们有专业的技术人员，将为您提供及时的售前，售后服务，如有任何疑问，欢迎致电全国服务电话：0086 769-2688 0322 或者发邮件至邮箱：service@dereike.com; 我们将24小时竭诚为您服务！
关于其他更详细的信息，欢迎登录官方网站进行查询：www.dereike.com

Thank you for choice Dereike products!
We have professional technicians, to offer you timely pre-sales service and after-sales service.
If you have any questions, please call at service line: 0086 769-2688 0322 or Send email to: service@dereike.com; We will serve you 24hours/day.